

PROOF THAT HHS/CDC/FDA/NIH KNEW FROM THE BEGINNING ABOUT THE THOUSANDS OF INJURIES BEING CAUSED BY THE COVID-19 INJECTIONS

By Pastor Ricardo Beas – April 10, 2023

View this document at <https://tinyurl.com/General-Dynamics-CV-Vax-Expose>

In order to track COVID-19 injection injuries (these are not vaccines, they are gene therapy), the U.S. Dept. of Health and Human Services (HHS), under which the U.S. Food and Drug Administration (FDA), the U.S. Centers for Disease Control and Prevention (CDC), and the National Institute of Health operate, contracted with *General Dynamics* so they could track COVID-19 injection injuries to be added to the Vaccine Adverse Event Reporting System (VAERS). The awarding sub agency and office was the CDC.

Here is the link to the contract:

https://www.usaspending.gov/award/CONT_AWD_75D30120F09621_7523_47QTCK18D0003_4732.

Del Bigtree's *The Highwire* news report covered the story behind this contract. As noted on their website,

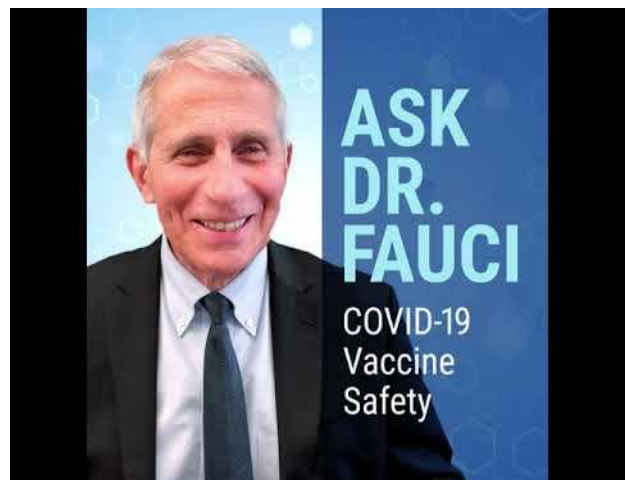
“Despite the CDC preparing for the COVID shot rollout in 2020, newly released internal documents reveal that VAERS, the system for tracking vaccine adverse events, was overwhelmed by the sheer volume of submissions despite expecting record reports. Even after planning for a ‘worse case scenario’ of 1,000 reports per day, an untenable deluge swamped the system and its contractors in just 6 days after going live. But it didn’t stop there. Jeffery Jaxen reports.”

Here is the link to *The Highwire*/Jefferey Jaxen report:

<https://thehighwire.com/ark-videos/the-vaers-expose/>

From the beginning, Dr. Anthony Fauci and all the agencies noted above **LIED** about COVID-19 injections protecting against infection and about their danger of injury. Here is a video of Fauci claiming that ***“adverse events are unusual and rare as a matter of fact and clearly the benefit ... far outweighs any risks of adverse events.”***

The screenshots below show how General Dynamics consistently asked for more personnel not only to keep up with the number of injuries, but also to be able to cover their backlog.



3:06 PM Thu Mar 30 73%

USAspending.gov | Fiscal Data An official website of the U.S. government

USASPENDING.gov Spending Explorer Award Search Profiles Download Resources

AWARD PROFILE Contract Summary Share Download

Delivery Order (DO) # PIID 75D30120F09621 Completed

Includes COVID-19 Spending

Awarding Agency Department of Health and Human Services (HHS)	Recipient GENERAL DYNAMICS INFORMATION TECHNOLOGY, INC. 3211 JERMAINTOWN RD FAIRFAX, VA 22030-2844 Congressional District: VA-11 UNITED STATES	Related Awards Parent Award Unique Key CONT_IDV_47Q7CK18D0003_4732	Dates Start Date: Aug 27, 2020 Current End Date: Aug 26, 2022 Potential End Date: Aug 26, 2022
---	--	---	--

\$ Award Amounts Overall Spending COVID-19 Spending **\$35.4 Million Obligated Amount**

Description VAERS SARS-COV-2

North American Industry Classification System (NAICS) Code #
S4: Professional, Scientific, and Technical Services
S415: Computer Systems Design and Related Services
S41512: Computer Systems Design Services

Product or Service Code (PSC) #
SERVICES
D: ADP AND TELECOMMUNICATIONS
D3: ADP AND TELECOMMUNICATIONS
D399: IT AND TELECOM- OTHER IT AND TELECOMMUNICATIONS

USAspending.gov | Fiscal Data An official website of the U.S. government

USASPENDING.gov Spending Explorer Award Search Profiles Download Resources

AWARD PROFILE Contract Summary Share Download

Deliv... \$35.4 Million Obligated Amount

Award... \$35.4 Million Current Award Amount

\$ Awa... \$35.4 Million Potential Award Amount

Completed

\$35.4 Million Obligated Amount

\$35.4 Million Current Award Amount

\$35.4 Million Potential Award Amount

\$35.4 Million Obligated Amount

S415: Computer Systems Design and Related Services
S41512: Computer Systems Design Services

D: ADP AND TELECOMMUNICATIONS
D3: ADP AND TELECOMMUNICATIONS
D399: IT AND TELECOM- OTHER IT AND TELECOMMUNICATIONS

GENERAL DYNAMICS
Information Technology

February 15, 2021

Traci Roberts, COR
Immunization Safety Office
1600 Clifton Road, Mailstop D-26
Atlanta, GA 30333

RE: SAR-CoV-2 Contract Monthly Status Report and Earned Value Report (January 2021)

A. SAR-CoV-2 Monthly Status Report – January 2021

While staff processed over 60,200 reports in March, a record high, they were unable to keep up with the increased surge in reports. Additional surge hiring began with the receipt of additional funding.

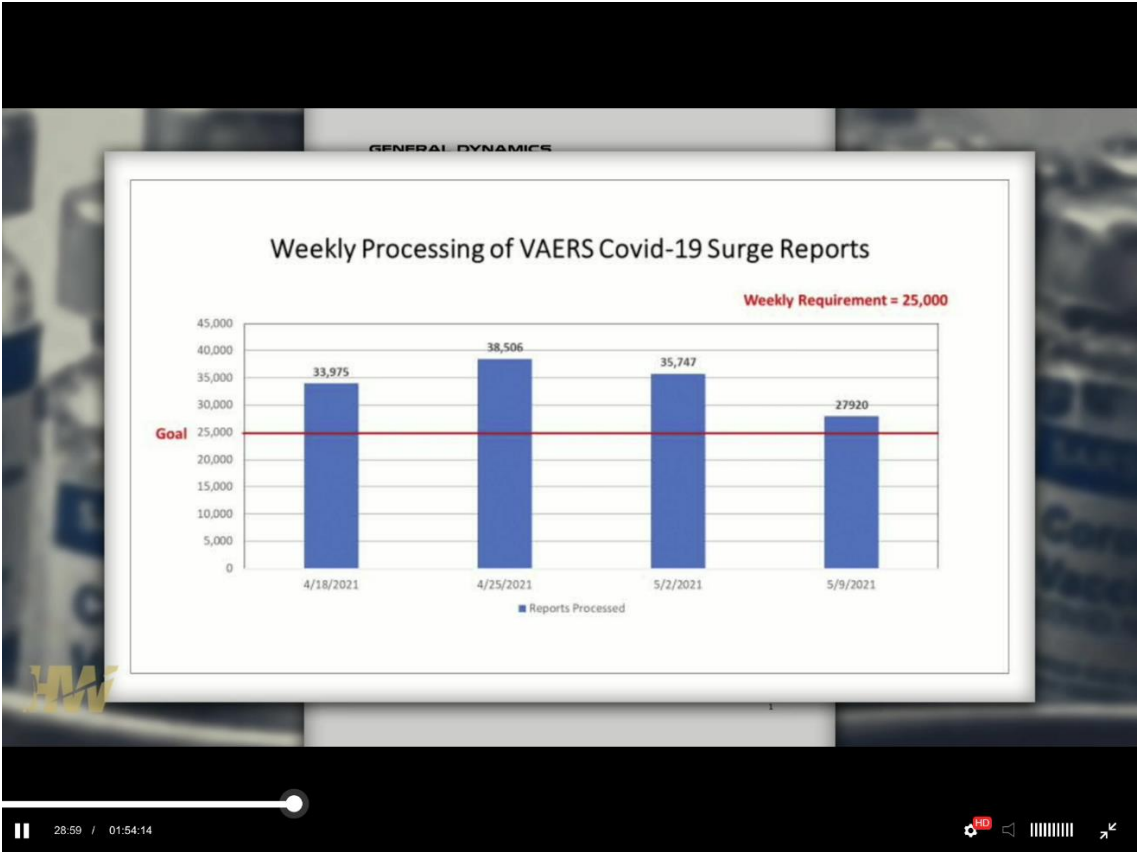
codes.

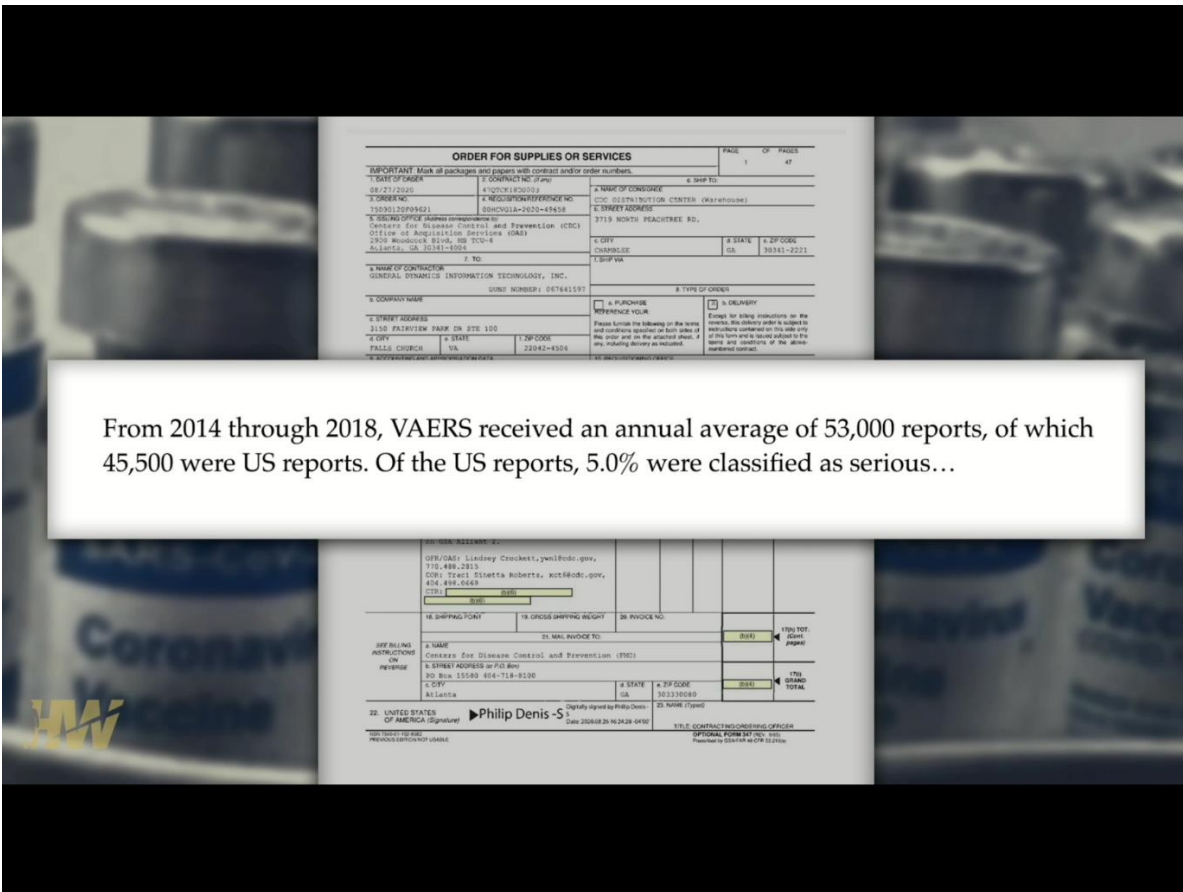
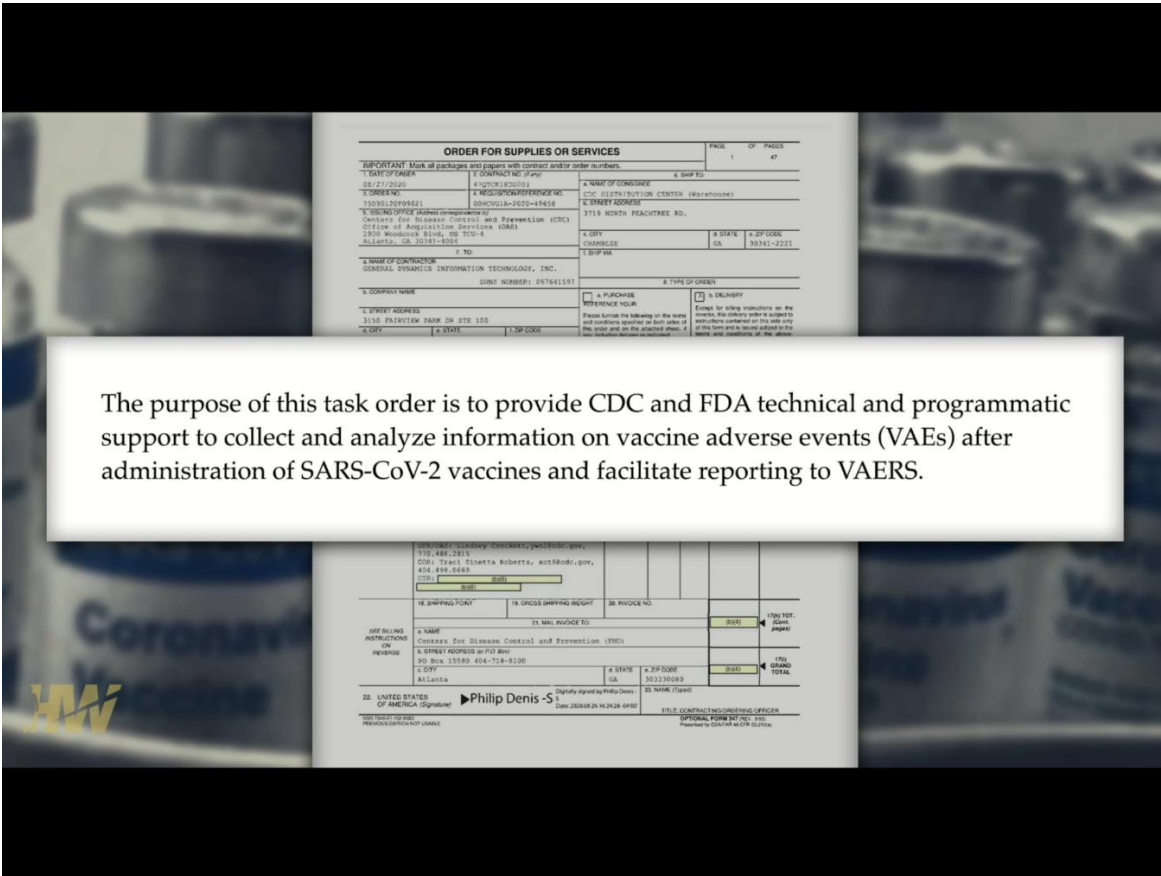
- Worked on expanding the columns in the Persons.csv daily extract for CDC, DoD and the Indian Health Service extracts

B. Earned Value Report

The following is the Earned Value metrics for January financials.

1





ORDER FOR SUPPLIES OR SERVICES				PAGE 1 OF 47	
IMPORTANT Mark all packages and papers with contract and/or order numbers.					
1. DATE OF ORDER	2. CONTRACT NO. if any	3. ORDER REFERENCE NO.		4. SHIP TO:	
5. ORDER NO.	6. ORDER REFERENCE NO.	7. NAME OF CONSIGNEE		8. CDC DISTRIBUTION CENTER (warehouse)	
9. ORDER OFFICE ADDRESS (unabbreviated)					
10. OFFICE FOR BUSINESS CONTROL AND PROTECTION (FCB) Office of Acquisition Services (OAS)					
11. CITY					
12. STATE					
13. ZIP CODE					
14. NAME OF CONTRACTOR					
15. SHIP VIA					

IV. DESCRIPTION OF WORK:

The contractor shall implement a staffing and operations plan focusing only on vaccine adverse event (VAE) reports after SARS-CoV-2 vaccines. The total number of reports received during periods of peak activity (which are not expected to reflect sustained activity) is expected to be 1,000 reports per day, with up to 40% of the reports serious in nature.

SHIP FROM	SHIP TO	SHIP TO	SHIP TO	SHIP TO	SHIP TO
1. NAME	2. STREET ADDRESS or PO Box	3. CITY	4. STATE	5. ZIP CODE	6. ORDER NO.
7. NAME OF CONTRACTOR					
8. DATE					
9. CONTRACT NUMBER					
10. CONTRACTING OFFICE					

GENERAL DYNAMICS
Information Technology

February 15, 2021

Traci Roberts, COR
Immunization Safety Office
1600 Clifton Road, Mailstop D-25
Atlanta, GA 30333

RE: SAR-CoV-2 Contract Monthly Status Report and Earned Value Report (January 2021)

A. SAR-CoV-2 Monthly Status Report – January 2021

1. Processing of Backlog Reports...GDIT filled over 90 backlog staffing positions and began processing the backlogged reports.

- Expanded the VAERS-IDs in all six extracts to support a 7-digit field
 - Updated the COVID excel sheet deliverables application to include additional symptom codes.
 - Worked on expanding the columns in the Persons.csv daily extract for CDC, DoD and the Indian Health Service extracts
- B. Earned Value Report**
- The following is the Earned Value metrics for January financials.

January 15, 2021

Traci Roberts, COR
Immunization Safety Office
1600 Clifton Road, Mailstop D-26
Atlanta, GA 30333

Two vaccines have been released since the last report. Since release the number of incoming COVID-19 reports has significantly exceeded the estimated maximum of 1,000 reports per day (per the chart below). As a result, GDIT is unable to meet processing and other timeframes (data processing, telephone inquiries, clinical inquiries, etc). GDIT has reached out to the Program office and OAS for guidance and support.



*Red line = estimated "worst case" scenario of 1,000 reports per day

Number of Incoming Covid-19 VAER Reports
by Weekday and Estimated Maximum, 12/15/2020 – 1/14/2021*



*Red line = estimated "worst case" scenario of 1,000 reports per day

A. SAR-CoV-2 Monthly Status Report - January 2021

1. Overview

This document will provide an overview of GDIT's activities related to the VAERS SAR-CoV-2 response. Two vaccines have been released since the last report. There continues to be record setting metrics in multiple categories including:

- Number of incoming reports: 76,067
- Number of Web reports received: 54,684 (most of them are Covid-19 reports)
- Number of website visits: 1,555,875
- Number of datasets downloaded: 198,517
- Number of inquiries from the public (phone, etc): 14,857

GDIT is working with the Program Office and OAS for guidance and support.



20:30 / 01:54:14



February 15, 2021

Traci Roberts, CDR
Immunization Safety Office
1600 Clifton Road, Mailstop D-26
Atlanta, GA 30333

DE: SAR-CoV-2 Product Monthly Status Report and Earned Value Report (January 2021)

2. IT Activities

- Expanded the VAERS-IDs in all six extracts to support a 7-digit field
- Updated the COVID excel sheet deliverables application to include additional symptom codes.

- WORKS:
- Worked on expanding the columns in the Persons.csv daily extract for CDC, DoD and the Indian Health Service extracts

B. Earned Value Report

The following is the Earned Value metrics for January financials.



21:09 / 01:54:14



GENERAL DYNAMICS
Information Technology

March 15, 2021

Traci Roberts, CDR
Immunization Safety Office
1600 Clifton Road, Mailstop D-26
Atlanta, GA 30333

RE: SAR-CoV-2 Contract Monthly Status Report and Earned Value Report (February 2021)

A. SAR-CoV-2 Monthly Status Report – February 2021

1. Overview

keep up with the increased surge in reports at current staffing levels. A contract modification, to provide for surge and backlog remediation, should be issued in March 2021. GDIT is working with the Program Office and OAS for guidance and support.

2. IT Activities

- Created custom daily reports for COVID
- Updated priority report email to include COVID report counts
- Worked on application to move all eVAERS COVID reports to bypass medical coding and instead use manufacturer provided codes, to be launched in March 2021.
- Updated the Medical Coding queues search criteria and display
- Added new users to the VAERS intranet

22:32 / 01:54:14

GENERAL DYNAMICS
Information Technology

March 15, 2021

Traci Roberts, CDR
Immunization Safety Office
1600 Clifton Road, Mailstop D-26
Atlanta, GA 30333

Although staff processed over 40,000 reports in February, a record high, they are unable to keep up with the increased surge in reports at current staffing levels. A contract modification, to provide for surge and backlog remediation, should be issued in March 2021. GDIT is working with the Program Office and OAS for guidance and support.

2. IT Activities

- Created custom daily reports for COVID
- Updated priority report email to include COVID report counts
- Worked on application to move all eVAERS COVID reports to bypass medical coding and instead use manufacturer provided codes, to be launched in March 2021.
- Updated the Medical Coding queues search criteria and display
- Added new users to the VAERS intranet

23:00 / 01:54:14

GENERAL DYNAMICS
Information Technology

February 15, 2021

Traci Roberts, COR
Immunization Safety Office
1600 Clifton Road, Mailstop D-26

During the reporting period, VAERS continued to be impacted by the surge in Covid-19 related reports, as evidenced by the following metrics:

- Number of incoming reports: 98,687 (increase from February 2021)
- Number of website visits: 1,963,535 (increase from February 2021)
- Number of datasets downloaded: 169,783 (increase from February 2021)
- Number of inquiries from the public: 28,472 (increase from February 2021).

B. Earned Value Report

The following is the Earned Value metrics for January financials.

09:42

27:41 / 01:54:14

14. DESCRIPTION OF AMENDMENT/MODIFICATION (Organized by UCF section headings, including solicitation/contract subject matter where feasible.)
The following modifications are hereby made via 75D30120F09621 00004 and apply thereafter:

A. Update the SOW as highlighted below to account for the VAERS SARS-CoV-2 Increased Capacity, minimum 25,000 reports per week for 6-months of additional support;

B. Add and Fully Fund CLIN 2001, VAERS SARS-CoV-2 Increased Capacity, PoP 03/05/2021 to 08/31/2021, in the amount of (b)(4)

Update the SOW as highlighted below to account for the VAERS SARS-CoV-2 Increased Capacity minimum 25,000 reports per week for 6 months of additional support;

(b)(6)

15B. CONTRACTOR/OFFEROR (b)(6) <i>(Signature of person authorized to sign)</i>	15C. DATE SIGNED 08 March 2021	16B. UNITED STATES OF AMERICA BY Nathan R. Amador -S <i>(Signature of Contracting Officer)</i>	16C. DATE SIGNED Digitally signed by Nathan R. Amador -S Date: 2021.03.08 12:02:12 -05'00'
--	-----------------------------------	---	--

NSN 7540-01-152-8070
PREVIOUS EDITION UNUSABLE

30-105

STANDARD FORM 30 (REV. 10-83)
Prescribed by GSA
FAR (48 CFR) 53.243

09:42

25:38 / 01:54:14

It is clear by the evidence above, that HHS, CDC, NIH, FDA, and all of their representatives, like Anthony Fauci, Francis Collins, Deborah Birx, Robert Redfield, and Rochelle Walensky, to name a few, together with the manufacturers of these COVID-19, knew or should have known from the beginning of the rollout of the COVID-19 injections and the monitoring and reporting of adverse events by General Dynamics, that **injuries were not rare, but where very common**, and therefore that **they were not safe and were causing an extraordinary amount of injuries and deaths**.

When Fauci et al state that the COVID-19 injections are safe, they are lying, a fraud upon the American people and the world. And because they did not call for the immediate halt in the COVID-19 injection program once General Dynamics reported these injuries, they have committed genocide and a crime against humanity.

It is now up to our federal authorities, legislative, executive, and judicial, and international courts, to take criminal action against all the representative of the agencies above, as well as these injections' manufacturers, who were complicit in hiding the dangers of these injections from local and state health authorities and all inhabitants of planet Earth.