




On The Existence of Viruses: A Possible Misconception Between Both Proponents

Ricardo Beas, Pastor
Natural Law Church of Health and Healing

ABSTRACT

In this day and age, when the masses have erroneously accepted that their respective governments can close businesses, force people to stay home except for very restricted survival activities, forced them to wear a mask when they go outside to any public setting, and even forced them to get vaccinated against their will in order to participate in society, it is imperative that those in the *Activists Against Forced Vaccination* community (hereinafter AAFV) join forces to help their fellow citizens, for the benefit of all, to understand the fraud behind the SARS-CoV-2/COVID-19 (hereinafter COVID-19) pandemic and related restrictions, as well as the fraud related to CDC-promoted and state-enforced mandatory childhood vaccines and how alleged viruses may, or may not, play a role in the transmission of disease.

While the AAFV community had finally come out publicly and joined forces as a result of California's mandatory vaccine bills, AB 2109 in 2012, in particular mothers of vaccine-injured children, and SB 277 in 2015,¹ as well as thanks to Andrew Wakefield and Del Bigtree's 2016 documentary, "*Vaxxed: From Cover-up to Catastrophe*,"² and Brian Burrowes and Polly Tommy's follow-up documentary, "*Vaxxed II: The People's Truth*,"³ which proved that many, if not all vaccines, can cause serious injuries, it was not until COVID-19 came out of nowhere,⁴ and the AAFV community started looking at all of the discrepancies associated with the alleged outbreak, including the work from some activists that submitted FOIA requests regarding specific information on the viruses,⁵ that in the mind of some the



¹ See Gov. Brown's AB 2109 and SB 277 signing orders, at [brown-vacc-signing-orders.pdf](https://thenaturallawchurch.com/brown-vacc-signing-orders.pdf) (thenaturallawchurch.com).

² See the documentary, *Vaxxed*, at <https://vaxxedthemovie.com/>.

³ See the documentary *Vaxxed II*, at [Vaxxed II: The People's Truth \(2019\) - IMDb](https://www.imdb.com/title/tt10111111/).

⁴ Except probably for those that orchestrated the "Event 201" tabletop exercise. The Johns Hopkins Center for Health Security in partnership with the World Economic Forum and the Bill and Melinda Gates Foundation hosted Event 201, a high-level pandemic exercise on October 18, 2019, in New York, NY. See <https://centerforhealthsecurity.org/our-work/tabletop-exercises/event-201-pandemic-tabletop-exercise>.

⁵ See Christine Massey's FOIA work, at <https://www.fluoridefreepeel.ca/fois-reveal-that-health-science-institutions-around-the-world-have-no-record-of-sars-cov-2-isolation-purification/?fbclid=IwAROPENbFUh3rgAMBU3kIcyOyYkbq6SL6PUUCgseNyc84pnKo1aQiCE0q0Wo>.

question changed from “*how dangerous is the COVID-19 virus?*” to “*do viruses actually exist?*”

As a result of this, our AAFV community, including doctors, scientists, researchers, and those that follow their work, has been divided into two camps, with one side believing that viruses exist, the pro-virus camp, and those that don't think they exist, the no-virus camp. While those that don't believe in viruses want to have a debate on the matter, the pro-virus camp refuses to have an open debate, their main concern apparently being that the idea of viruses not existing is so farfetched based on societal and scientific ingrained beliefs, that even suggesting it can discredit our movement to stop mandatory vaccination. The no-virus camp simply believes that getting to the truth is the ultimate goal, and that therefore the question should not be how transmissible or deadly a virus is, but do they even exist. If they don't, the AAFV community wins.

The purpose of this study is not to conclusively prove that only one camp has the answer, but to add to their knowledge of things that may have not been considered; in particular to show that based on scientific observations and evidence related to the work done by American inventor and early exponent of high-magnification time-lapse cine-micrography, Royal Raymond Rife and others in San Diego, CA, back in the 1920s through the 1940s, that it appears that certain pathogenic microorganisms indeed can be transmitted between two or more persons, causing similar diseases,⁶ and that in fact, and at the same time, that what we are told are pathogenic viruses by the orthodox scientific and medical establishment actually don't exist or are not virulent and transmissible, and that instead are most likely, if anything, an organism or particle visually “depicted” by electron microscope technology, that is simply cell debris, resulting from cell necrosis.⁷

It is up to our AAFV scientific community to determine if any of my multiple hypotheses have any merit, and if so, to apply them accordingly to their own research to get to the truth, something that the AAFV community has always demanded from our corrupt government.

⁶ See the summarized chronological story of Rife, at <https://thenaturallawchurch.com/wp-content/uploads/Royal-Rife-Story-RB-Study.pdf>.

⁷ “Necrosis occurs when a cell dies due to lack of a blood supply, or due to a toxin. The cells' contents can leak out and damage neighboring cells and may also trigger inflammation.” See <https://www.wehi.edu.au/research/areas-of-research/cell-death/#:~:text=Necrosis%3A%20occurs%20when%20a%20cell,cell's%20contents%20can%20leak%20out>.

TABLE OF CONTENT

Conflicts of Interest	3
Definitions	4
Introduction	4
Standard of Review	7
Government Prosecuted Treatments	11
-- Rene Quinton	11
-- Harry Hoxsey	12
-- Royal Raymond Rife	12
-- Dr. Stanislaw Burzynski	14
-- Jim Humble	14
-- Stan Meyer	15
-- The Attack on Ivermectin	16
Materials and Methods/Avoiding the Causation-Correlation Trap	16
Summarized and Limited History of "Viruses"	19
The Three Views on the Existence of Viruses and their Transmissibility	20
-- Germ Theory	20
-- Traditional Terrain Theory	20
-- The New Terrain Theory	20
Apparent Infectious Disease Transmission Examples	22
The Work of Royal Raymond Rife	27
Rife's Universal Microscope	28
Rife's Beam Ray	41
Have Contagious Viruses Been Proven to Exist?	44
Getting Flu-Like Symptoms from a "Psychosomatic Virus"	48
Rife's Findings on Transmissibility of a Microbe	50
Distinguishing Between Known Viruses and The So-Call COVID-19 Virus	52
Pathogen Experience with Chlorine Dioxide	53
Lessons from Rife and Humble's Work	70
On the Issue of Transmissibility	72
What Are the Next Steps for the AAFV Community?	73
Conclusion	74

CONFLICTS OF INTEREST

I hereby declare that I have no conflicts of interest in disclosing the information, analysis and conclusion presented in this study, done objectively and in good faith for the benefit of all the Children of God. I further declare that I have no accredited professional scientific, medical, or biological background or degree; that instead, I have committed the last 40 or so years of my life in trying to find the truth about all aspects of government, law, medicine and science in general, through personal research, observation, and analysis, following the two primary rules of critical thinking,⁸ to reach findings of fact and conclusions of law.

⁸ The two primary rules of critical thinking are the following: "**FIRST RULE: Question Authority. SECOND FIRST RULE: Question Yourself, as You Are Your Highest Authority.**" Constitutional law professor Walt P. Mann III.

DEFINITIONS

Germ Theory. In medicine, the theory that certain diseases are caused by the invasion of the body by microorganisms, organisms too small to be seen except through an electron microscope. The French chemist and microbiologist Louis Pasteur, the English surgeon Joseph Lister, and the German physician Robert Koch are given much of the credit for development and acceptance of the proposed theory.⁹ In this theory, it is believed that microbes only come from the outside.

Terrain Theory. Argues that if the body is well and balanced, in particular it's pH, then germs that are a natural part of life and the environment which may cause disease will be dealt with by the body without causing sickness.¹⁰ In this theory, it is believed that microbes can come from outside, but also produced inside the body.

Virus. An infective agent that typically consists of a nucleic acid molecule in a protein coat, is too small to be seen by light microscopy, and is able to multiply only within the living cells of a host.¹¹

Infectious Diseases. Infectious diseases are illnesses caused by germs (such as bacteria, viruses, and fungi) that enter the body, multiply, and can cause an infection. Some infectious diseases are contagious (or communicable), meaning that they are capable of spreading from one person to another. Other infectious diseases can spread by germs carried in the air, water, food, or soil. They can also be spread by vectors (like biting insects) or by animals to humans.¹²

Contagious/Infectious Agents. Agents that can cause infection or an infectious disease. These agents, which can be large or small, infiltrate the body's various defense mechanisms, hijack the host system, and infect it.¹³

Isolate. To separate something from other things with which it is connected or mixed: isolate something from something. To keep something separate.¹⁴

INTRODUCTION

For over two years, starting in March of 2020 in the United State, humanity went through a horrific experience and experiment related to the lockdown of most populations of the

⁹ See definition of *Germ Theory*, at <https://www.britannica.com/science/germ-theory>.

¹⁰ See article on *Terrain Theory*, at <https://www.nutritionist-resource.org.uk/memberarticles/germ-theory-vs-terrain-theory-in-relation-to-the-coronavirus>.

¹¹ See definition of *virus*, at <https://www.genome.gov/genetics-glossary/Virus#:~:text=A%20virus%20is%20an%20infectious,to%20make%20copies%20of%20itself>.

¹² See CDC definition of *Infectious diseases*, at <https://www.cdc.gov/ncezid/who-we-are/index.html#:~:text=Infectious%20diseases%20are%20illnesses%20caused,from%20one%20person%20to%20another>.

¹³ See definition of *infectious agent*, at <https://study.com/learn/lesson/infectious-agent-types-overview.html#:~:text=Infectious%20agents%20are%20defined%20as,%2C%20or%20macroscopic%2C%20like%20fungi>.

¹⁴ See definition of *isolate*, at [ISOLATE - English meaning - Cambridge Dictionary](https://www.cambridge.org/dictionary/english/isolate).

world due to a so-called global pandemic¹⁵ caused by a “Novel” Coronavirus (nCoV), named SARS-CoV-2, and more commonly known as COVID-19. The negative impact of such lockdowns on every single person who was subject to such draconian measures, financially and mentally, are almost unmeasurable and irreversible, and those responsible for such a crime against humanity are now identified, as will be discussed below.

Several years before the COVID-19 pandemic, in the AAFV community, of which I consider myself to be a part of, we already expected that at some point in the near future a global pandemic would be declared and that this time the mandatory vaccination program would pull adults in.¹⁶ Even the discredited forced-vaccination Senator from California, pediatrician Richard Pan, was promoting getting all adults vaccinated with the vaccines in the CDC adult schedule through his Senate Resolution 58.¹⁷ Some of us saw this possibility coming true when on around September of 2018, in New York, a measles outbreak was declared and lockdowns were imposed on those in the Orthodox Jewish Community in Brooklyn, known for being against vaccination, with social activities and public schooling restrictions if not vaccinated.¹⁸ This was followed by the 2019 World Health Organization declaring that vaccine hesitance was the 8th of the 10 greatest threats to global health.¹⁹ But no one in the AAFV community even imagined the extent to which such a pandemic declaration would be executed upon the masses.

All members of the AAFV community agree that men and women have a right to decide whether they, their children, and those in their care, should be vaccinated, whether for medical, personal, philosophical, or religious reasons, as well as the right of any other person to get as many vaccines as they wish. The primary purpose of the activists has always been to advise the masses that (a) they have a right to avoid vaccination, (b) that the evidence shows that some or all vaccines are ineffective, (c) that vaccines have not gone through proper studies using actual pure saline solution placebo groups,²⁰ (d) that vaccines can cause from minor to serious injury and even death, and that (e) in a conspiratorial manner, the manufacturers of vaccines, government health and other agencies’ officials, and the mainstream media, have worked tirelessly to hide the truth about such injuries.

According to Harvey Lodish, et al., *Molecular Cell Biology*, a ‘virus’ is “a small parasite consisting of nucleic acid (RNA or DNA) enclosed in a protein coat that can replicate only in a susceptible host cell.”²¹ Thanks to the work of many curious COVID-19 virus and

¹⁵ The World Health Organization’s (WHO) definition of a *pandemic* was changed in 2019. See pre-2019 definition, at [WHO Changed Definition of Influenza Pandemic - The BMJ](https://www.bmj.com/WHO-Changed-Definition-of-Influenza-Pandemic); See post-2019 WHO definition at <https://www.publichealth.com.ng/world-health-organization-who-pandemic-definition/>.

¹⁶ See the CDC’s Healthy People 2020 objectives, at https://www.cdc.gov/nchs/healthy_people/hp2020.htm.

¹⁷ See Senator Pan’s Senate Resolution 58, at [Bill Text - SR-58 \(ca.gov\)](https://www.ca.gov/bills/2019/058).

¹⁸ See article on NY measles outbreak, at <https://www.nyc.gov/site/doh/about/press/pr2019/measles-outbreak-now-at-121-cases.page>.

¹⁹ See WHO declaration on global health threats, at <https://www.who.int/news-room/spotlight/ten-threats-to-global-health-in-2019>.

²⁰ See my *Breakdown of Childhood Vaccine Insert’s Pre-Licensing Studies* chart, at <https://thenaturallawchurch.com/wp-content/uploads/2022/12/vaccines-insert-breakdown.pdf>.

²¹ See definition of *virus*, at [Molecular Cell Biology \(4th edition\): Harvey Lodish, Arnold Berk, S. Lawrence Zipursky, Paul Matsudaira, David Baltimore and James Darnell; Freeman & Co., New York, NY, 2000, 1084 pp., list price \\$102.25, ISBN 0-7167-3136-3 - ScienceDirect](https://www.ncbi.nlm.nih.gov/pmc/articles/PMC1527222/).

lockdown measures observers, in particular the work of persons like Christine Massey,²² who through Freedom of Information (FOIA) or similar requests, initially focused on the alleged COVID-19 virus, discovered that health authorities from different parts of the world did not have any proof of the actual existence and isolation of the COVID-19 virus or any other virus. In other words, these government health authorities had no proof that anyone has ever had a “batch” of purely isolated viruses in a free state, with no other particles or substances in the mix, and that therefore, there is no proof of the existence of pathogenic viruses that enter the body, or that they multiply within it and spread, resulting in tissue damage, disease, and the production of an immune response.

At around the same time that COVID-19 appeared in early 2020, influenced or not by Massey and others’ FOIA inquiries, several doctors, scientists and researchers also questioned the existence of all viruses, finding no evidence that the scientific method was used to determine the existence of the COVID-19 virus, no control method as was claimed by some published literature and health authorities like the CDC, the most vocal ones being Drs. Andrew Kauffman,²³ Drs. Sam and Mark Bailey, and Dr. Thomas Cowan,²⁴ who were signatories with others of the document “*Settling The Virus Debate*,”²⁵ and specifically as it pertains to the COVID-19 virus, several lab technicians, including Dr. Poornima Wagh and others from several U.S. universities,²⁶ and concluded that there is no solid verifiable proof of the existence of the COVID-19 virus.

Those that believe in the existence of contagious virus identify with the Louis Pasteur and Robert Koch promoted *germ theory* of disease,²⁷ and believe that the presently established method of isolating and proving the existence of viruses is adequate and valid.²⁸

Those that believe that viruses do not exist fall in the camp of what is known as the *terrain theory of disease*. Their main arguments to prove that viruses do not exist are the following:

1. There is no laboratory or valid scientific evidence that proves that viruses have ever been isolated, seen and photographed or video recorded in a live state through an optical microscope, or dead through an electron microscope, whether a scanning electron microscope or a transmission electron microscope. Further, they point to the way the test to supposedly isolate and prove the existence of the virus is done.

²² Supra. See also article on CDC regarding virus isolation, at [Even CDC Now Admits No ‘Gold Standard’ of COVID19 Virus Isolate | Principia Scientific Intl. \(principia-scientific.com\)](#). See also Dr. Robert Young’s work, at [Dr. Robert Young: CDC has NEVER isolated ANY virus - multiple FOIA documents confirm \(bitchute.com\)](#).

²³ See Dr. Kauffman’s story on how he started researching the existence of viruses, at minute 30:30, at [Germs Don’t Cause Disease with Andrew Kaufman](#).

²⁴ See Kauffman, Cowan and Baileys’ analysis, at <https://www.bitcute.com/video/2tnUIMHqYYio/>; see also Dr. Cowan discussing virus isolation, at <https://www.bitcute.com/video/Gw3mzrqvIRQi/>.

²⁵ See “*Settling the virus debate*,” at [The “Settling The Virus Debate” Statement](#).

²⁶ See lab technician and scientist discussing CDC Redfield’s threat, at [CDC Redfield threatens lab if they expose that the COVID-19 virus does not exist](#); see also [The Scamdemic: Covid 19 - SARS COV2 the Virus that Never Existed](#).

²⁷ See *Wikipedia* article on Koch and Pasteur’s rivalry, at [Koch–Pasteur rivalry - Wikipedia](#).

²⁸ See Dr. Robert Malone and Dr. Ryan Cole defending the lab procedures followed to allegedly isolate viruses and prove their existence, at <https://www.bitcute.com/video/R4bOrgAaceB6/>.

2. Disease is not a result of an infection agent entering the body, such as a virus, but is simply the result of the body's terrain not being in optimal conditions, such as body pH to deal with such microbes that live inside our bodies. The father of the *terrain theory* is French scientist Pierre Jacques Antoine Béchamp.²⁹ It is said that in his death bed, Louis Pasteur admitted the validity of the *terrain theory*, saying to Professor A. Renon, who looked after him, that “(Claude) Bernard was right: *The pathogen is nothing, the terrain is everything.*”³⁰

I note here that Pasteur's comment, if true, does not negate the existence of pathogenic microbes, but simply accepts that the body's state of health will determine if it can be harmed by such microbes.

3. Another proof that is offered to show that contagious viruses don't exist was compiled by Dr. Thomas Cowan, who reviewed multiple studies done since around the beginning of the 1900s that attempted to try to infect healthy persons with the alleged virus-infected secretions from sick individuals, but which were always unsuccessful, allegedly showing no virus and related disease transmissibility,³¹ except for one single case, in which a person got sick only after finding out that the scientists had tried to infect him, this being attributed to a psychosomatic effect caused or aggravated by a mental factor such as internal conflict or stress.

STANDARD OF REVIEW

This is the first time, and probably the last time, that you will read an essay, study or scientific paper where a standard of review will be outlined. I ask that you bear with me as I explain the reason for this. I am sure that at the end you will agree with me that this was necessary, or at least complementary, in the consideration of the facts and hypothesis/theories I will present herein.

In the practice of law, a standard of review is, in laymen terms, the lens through which appellate-level judges will evaluate a case and a trial judge's actions and ruling, which can result in a case's appeal being affirmed, denied, or reversed in whole or in part. “*Concerning constitutional questions, three basic standards of review exist: rational basis, intermediate scrutiny, and strict scrutiny. This form of standard of review is sometimes also called the standard or level of scrutiny.*”³²

There are six basic standards of review: (1) De Novo, (2) Clearly Erroneous, (3) Reasonableness/Substantial Evidence, (4) Arbitrary and capricious, (5) Abuse of

²⁹ See *Wikipedia* article on *Germ Theory Denialism*, at https://en.wikipedia.org/wiki/Germ_theory_denialism#Terrain_theory.

³⁰ See article on Pasteur's alleged deathbed statement, at <https://skeptics.stackexchange.com/questions/53293/did-louis-pasteur-admit-on-his-deathbed-bernard-the-inventor-of-terrain-theory>.

³¹ See Dr. Cowan's video on studies showing no virus transmission, at [ThomasCowan Discuss Jamie's Thread on the Failed Transmission Studies. \(bitchute.com\)](https://www.youtube.com/watch?v=ThomasCowanDiscussJamie'sThreadontheFailedTransmissionStudies).

³² See *Wikipedia* article on *Standard of Review*, at https://en.wikipedia.org/wiki/Standard_of_review#:~:text=Concerning%20constitutional%20questions%2C%20three%20basic,standard%20or%20level%20of%20scrutiny./

Discretion, and (6) No Review. I am proposing three more standards for review, two of which I will describe herein.

Deference Continuum	No Deference	Minimal Deference	Some Deference	More Deference	More Deference	Complete Deference
Standard of Review	De novo	Clearly erroneous	Reasonableness/ Substantial Evidence	Arbitrary and capricious	Abuse of discretion	No review
When it Applies	Question of law	Question of fact	Jury decision Formal agency decision	Informal agency decision	Discretionary decision	Some agency actions Decision to not prosecute

Figure 1: This table summarizes where the main standards of review fall on the deference continuum, and some of the areas where each standard of review may apply.³³

It is my personal belief that sometimes other considerations need to be taken into account when studying a subject to reach a more plausible or correct analysis and conclusion. Here is one example: I wrote and produced a documentary titled, *“History of the World – The Earth’s Religious and Political Power Structures, Then and Now.”*³⁴ In this documentary I looked at all the different main kingdoms and countries throughout history, from Babylonian King Hammurabi to the Vatican and present day United States. Many of these institutions claimed Divine guidance and authority to take the actions they did, for or against their people and other kingdoms.

In order for me to judge the actions of all those discussed in my documentary, if they were right, wrong, or not well thought out, righteous, corrupt, or evil, first I had to determine under what lens I would do my analysis. Here were the options to consider:

1. Does a Spiritual God exist, and does He have chosen people to rule the masses?
2. Does God exist, but a king is lying claiming God’s authority to rule, to trick the people to be under his submission? In other words, using a false god?
3. Does God exist, but simply lets us live our lives without interference, giving us free will and letting the law of Karma take care of the rest?
4. Are the Gods of the past extraterrestrials as clearly described in many religious writings and paintings? And,
5. Is the existence of God a lie, a simple misconception, or wishful thinking, that everything happens by chance, and we determine our destiny and when we die, we die, forever?

³³ See Georgetown University article on *Standard of Review*, at <https://www.law.georgetown.edu/wp-content/uploads/2019/09/Identifying-and-Understanding-Standards-of-Review.pdf>.

³⁴ See my documentary, *History of The World*, at <https://rumble.com/v4fhr1f-history-of-the-world-the-earths-religious-and-political-power-structures-th.html>.

To make my documentary as objective as possible and within the realm of the materialistic physical sciences, which tend to discard divine intervention of any form, I used number 5 above, the lens of chance and coincidence, all based on where we are at any given period of time, in any particular place and under specific parental, financial, physical and medical conditions. I will call this the *evolutionary standard of review*.

Which brings me to this study. When we think of any person, researcher, scientist, or expert in any field submitting a study for publication, we tend to believe that such person simply has an interest in a particular topic, believes himself to have sufficient knowledge to present a credible and accurate observation, hypothesis, theory, or the like, that he does it in good faith, that he followed all the proper procedures to analyze the data he/she is working on, and that he writes his conclusions based on his true and accurate findings and beliefs. But that is not always the case.

There were two primary things that we learned or should have learned after going through the COVID-19 pandemic:

1. Always follow the universal precaution of good etiquette, when sneezing cover your mouth and nose with a tissue, throw used tissues in the trash; if you don't have a tissue cough or sneeze into your elbow, and wash your hands; and
2. The vaccine manufacturers and their accomplices have infiltrated all levels of government, at least in key positions, in most countries in the world, using legislators to pass laws favorable to them. They lie about the effectiveness of their vaccines and hide their serious injuries and fatalities, using executive agencies to make their products mandatory, attacking all cures outside of their orthodox products, and they use their *de facto* and/or *de jure* courts to decide in their favor; and as a cherry on the cake, they control all main sources of mainstream media and news communications, in radio, TV, theatre, the music industry, social media, and all their fraudulent fact checkers, and science journals that accept faulty papers and retract others that go against their agenda,³⁵ pushing their products and attacking anyone speaking against them. And all these levers of government and media are control by transnational corporations and those who own and control them, clearly represented in the *Bilderberg Group*, and the *World Economic Forum*.³⁶ This includes their control of the *United Nations* and the *World Health Organization*. As Noam Chomsky explained in a 1990s Massachusetts Institute of Technology speech, which was removed from YouTube a couple of months after in our email communications I pointed out to Chomsky the video and his comments on owners of "oil stocks" (he may have gone a little too far with that statement),³⁷

³⁵ See Dr. Andrew Wakefield's retracted paper, at [https://www.thelancet.com/journals/lancet/article/PIIS0140-6736\(97\)11096-0/fulltext](https://www.thelancet.com/journals/lancet/article/PIIS0140-6736(97)11096-0/fulltext).

³⁶ See WEF video on people owning nothing in the future – and being happy, at <https://rumble.com/vdgi1h-world-economic-forum-by-2030-youll-own-nothing-and-youll-be-happy-about-it.html>; see also Corbett report on the WEF, at <https://rumble.com/vjslyf-corbett-report-meet-the-world-economic-forum-12621.html>.

³⁷ See Chomsky's owners of oil stocks comment's deleted video, at <https://www.youtube.com/watch?v=W9Nf7FYnrx8>. See my email correspondence with Chomsky starting on June 2011, at <https://thenaturallawchurch.com/wp-content/uploads/2022/12/noam-chomsky-correspondence.pdf>.

"We have a de facto world government ... that it operates in secret ... that they determine the basic things that happen in life ... that it has its own institutions such as the IMF, the World Bank, the World Trade Organization, as well as the executive branches of the seven rich countries ... that the major institutions are under totalitarian control ... and that the people who count own the oil stocks."³⁸

For all intent and purposes, I will call the people at the top of this true conspiracy, including their administrators and government-installed agents, this “*de facto world government*” that Chomsky is talking about and those that control it, ***The Cabal***.³⁹

The actions of these individuals, with complete disregard to injury to the masses on a global scale, regardless of whether it was done because they felt they had to follow along, that they would have consequences if they did not follow along, that they wanted to follow along for profits, that they wanted control over their countries, because they want it to fulfill the globalist’s dream of a New World Order, the 4th Industrial Revolution as envisioned by the World Economic Forum’s (WEF) Klaus Schwab, or simply that they wanted to do harm and cause pain upon humanity in a perverse satanical way, regardless of the existence or not of the Devil, regardless of all this things, it just proves that bad intentioned and evil persons exist that are working against the Children of God’s best interest.⁴⁰

So now that we have established that as we know and will be further exposed here, *The Cabal* is against us, then we can accept the reality that they manipulate vaccine studies and related data, medical reports, use their executive agencies to punish anyone against “their fake science” and use the media to spread lies and attack those against them, and will do anything to carry out their worldwide agenda of forced vaccination and vaccine passports – and what this means is that one or both sides on the camp of whether viruses exist or not, may be wrong, partially or in full.

With that said, and accepting the corruption of the science and literature used by all parties to come to conclusions regarding whether viruses exist, I will focus my study under a standard I will coin here as “***The Corrupt Government Standard***,” where government includes *The Cabal* and all those identified above.

I will discuss the COVID-19 pandemic separately below, but to show examples of how the government and medical institutions, including alleged non-profit organizations, like the American Medical Association, as an agent of *The Cabal*, who wants to keep us under financial control and under medical tyranny, let me point out the following cases of people who have been attacked and discredited for bringing natural cures to humanity and even a free and unlimited energy source, all to our detriment.

³⁸ See Chomsky on the *De Facto World Government*, at <https://rumble.com/v3x5jar-noam-chomsky-on-the-de-facto-world-government-tha-controls-the-world.html>.

³⁹ See my study, *Controlling the World*, at <https://thenaturallawchurch.com/wp-content/uploads/2022/12/blog-controlling-the-world-1.pdf>.

⁴⁰ See my study, “*Is Man Good or Bad by Nature*,” at <https://thenaturallawchurch.com/wp-content/uploads/2022/12/blog-is-man-good-or-bad-1.pdf>.

GOVERNMENT PROSECUTED TREATMENTS

RENE QUINTON

Considered to have the same importance as Pasteur and Darwin, in the 1920s, renown French scientist Rene Quinton invented a seawater-based plasma, which he called “*Sérum de Quinton*” and used it to cure people of serious ailments, including tuberculosis, syphilis, malaria, enteritis, constipation, diarrhea, colitis, newborn gastroenteritis, lactose intolerance, athrepsia, and skin conditions, to name a few. In World War I his serum was used instead of blood plasma in transfusions.

Quinton’s treatment of germs, bacteria and viruses was different than Pasteur, and would fall in the terrain theory camp, as seawater has an average pH of 8.1, where an alkaline pH will repel germs according to Béchamp. Pasteur’s approach to curing disease was one drug particular to one illness, whereas Quinton believed in marine plasma that does not necessarily attack any microbe, but gives the organic cell the strength to fight all of them.⁴¹



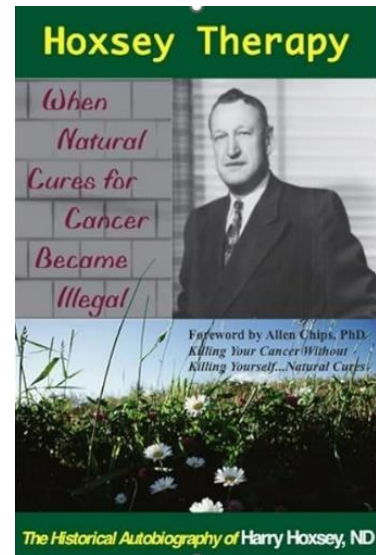
Quinton had dispensaries throughout France and showed with photographs that his serum could cure many diseases. Quinton contributed to saving thousands of children's lives with the use of his marine plasma, but over time, he was discredited and his work with the serum and the people he cured with it were erased from public and medical history.⁴²

⁴¹ See the true history of Quinton’s seawater serum, at <https://www.bitchute.com/video/BVrnGkkGce6g/>.

⁴² See *Wikipedia* article on Quinton, at https://en.wikipedia.org/wiki/Ren%C3%A9_Quinton. I note here that when I initially studied Quinton, probably about 8 years ago, *Wikipedia* did not mention anything about Quinton’s seawater cure. **The new *Wikipedia/Ministry of Truth/Newspeak* strategy is to address most of the “true” conspiracy**

HARRY HOXSEY

In 1924, Harry Hoxsey, a former coal miner with an eighth-grade education, founded his first clinic, where he treated cancer with, among others things, a herbal tonic based on a formula handed down by his great-grandfather. He set up 17 clinics in multiple states. He cured thousands of people. A reporter sent to interview him to discredit his treatment, which story was never published, confirmed on an interview how Hoxsey indeed was curing people and was beloved by his patients.⁴³ He was constantly harassed, heavily prosecuted, and imprisoned dozens of times. The sale or marketing of the Hoxsey Method was banned by the FDA in 1960, “as a *worthless and discredited remedy and a form of quackery.*”⁴⁴ He closed his clinics in the U.S. and his representatives opened a clinic in Tijuana, Mexico.⁴⁵ It can be said that Hoxsey’s approach was based on the *Terrain Theory*.



ROYAL RAYMOND RIFE

In 1922 scientist and inventor Royal Raymond Rife begins his cancer research. In 1929 he builds a powerful microscope, culminating in his “*universal microscope*” that had a resolution of 31,000 times and a magnification of 60,000 times, and which was capable of staining living microorganisms with light to make them visible.⁴⁶ This microscope could directly observe living bacterium and so-called viruses.⁴⁷

theories – and then discredit them, because the truth is flowing from too many uncontrolled sources. Keep up the good work, Patriots, Children of God.

⁴³ See reporter interview regarding Hoxsey, at minute 3:00, at <https://www.bitchute.com/video/sClgXvqP7uur/>.

⁴⁴ See *Wikipedia* article on Hoxsey’s therapy, at https://en.wikipedia.org/wiki/Hoxsey_Therapy.

⁴⁵ See Ty Bollinger’s interview of the head of the Hoxsey clinic, at minute 1:15:35, at <https://www.bitchute.com/video/1oboCWQiVehM/>. As a note, around February of 2000 I called the Tijuana, Mexico Hoxsey clinic (coincidentally, I lived my childhood in Tijuana, and one of my sisters lives within a few blocks of their facility). I told the person that answered that I was doing an article covering Hoxsey’s work and asked about the average cost of their treatment. As noted above, Hoxsey used a solution that helped get the body in optimal health as pertains reinforcing the immune system. I was informed that the way that they worked was that a person would come in around 8:00 AM and would be evaluated. Based on the result of the inquiry, the person would be directed to a local lab to get several tests, then they would be told to enjoy the city for lunch and come back around 4:00 PM, when the result would be in. At that point they would prepare the medication required for a six-month period and could then go home, so there is no sleepover required. They can pick you up once arriving in San Diego, CA. At the time of my call I was told that the 6-month supplies of medication would cost around \$1,200 dollars, and that the lab tests would usually cost less than \$400. **Disclaimer:** I have no association of any sort with the Hoxsey clinic. Further, this is not medical advice, simply a matter of fact. You can contact them at <https://www.hoxseybiomedical.com/>.

⁴⁶ See the condensed chronological history of Rife and his discoveries, at <https://thenaturallawchurch.com/wp-content/uploads/Royal-Rife-Story-RB-Study.pdf>. See also a repository of Rife’s work, at <https://rifevideos.com/>, at <http://www.royal-rife.com>, and at <https://rife.org>. See also the book, “*The Cancer Cure That Worked! Fifty Years of Suppression,*” at <https://tinyurl.com/Rife-Book-Amazon>.

⁴⁷ As used herein, unless otherwise noted, the word “virus” will refer to the traditional definition of what a virus is, “A virus is an infectious microbe consisting of a segment of nucleic acid (either DNA or RNA) surrounded by a protein coat” [see <https://www.genome.gov/genetics-glossary/Virus>]; “A virus is a submicroscopic infectious agent that replicates only inside the living cells of an organism. Viruses infect all life forms, from animals and plants to microorganisms, including bacteria and archaea”. See <https://en.wikipedia.org/wiki/Virus>].

By 1932 Rife invents a “frequency/beam ray”, that could destroy specific microorganisms based on a specific radio frequency particular to each of these organisms, among them the typhus bacteria, the polio virus, the herpes virus, the cancer virus and other viruses in culture and in experimental animals, by making these microorganisms explode from within. The first image below shows a microorganism Rife referred to as the BX cancer virus and other microbes being destroyed.

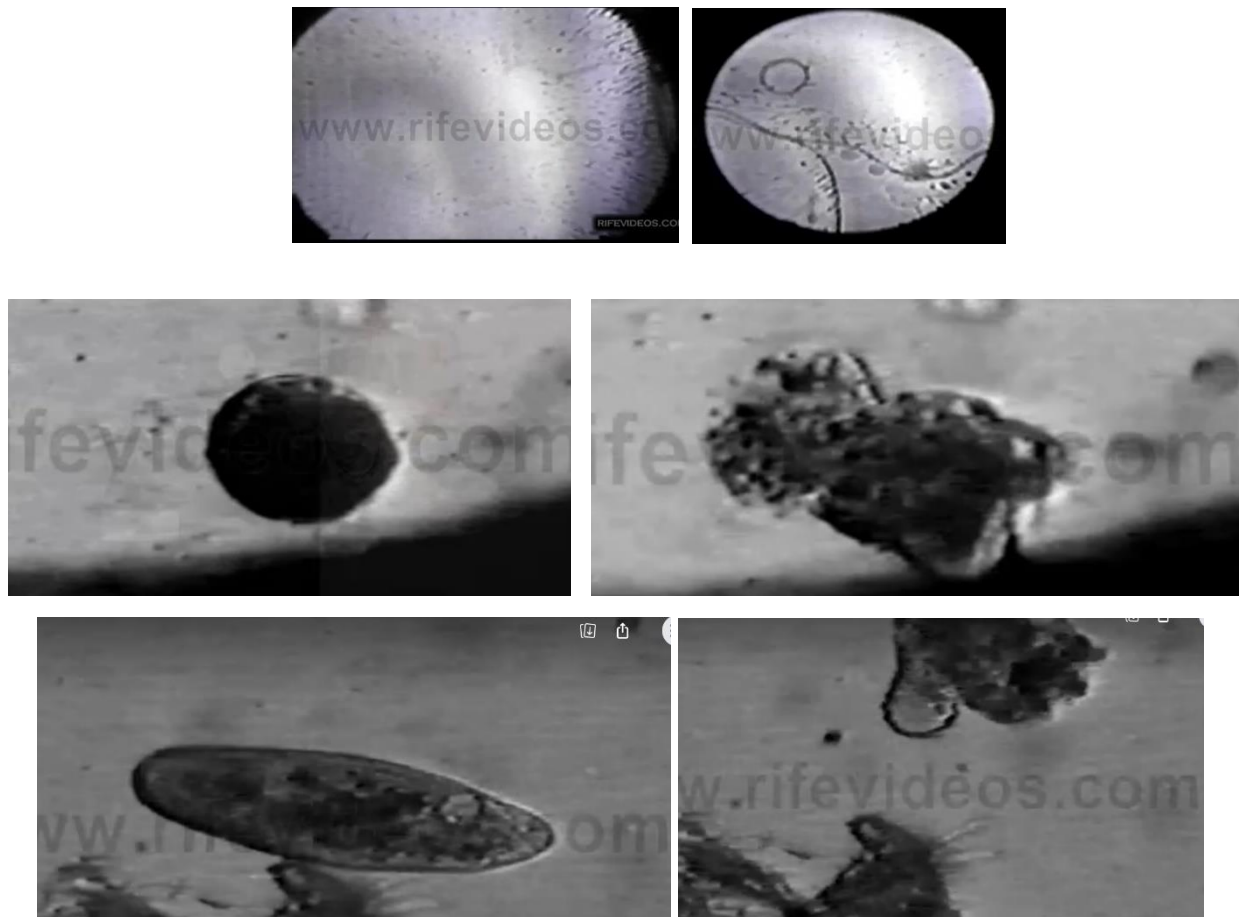



Figure 2: Images of video-recorded live microorganisms being destroyed with Rife's Frequency Ray.⁴⁸

In 1932 an associate of Rife, Dr. Arthur I. Kendal, spoke before the Assoc. of American Physicians at Johns Hopkins University telling of the preliminary successes with Rife's methods and treatments. Dr. Thomas Rivers, virologist and bacteriologist, Director of the Rockefeller Institute — a primary source of funding for medical research — and Dr. Hans Zinsser, called Kendall a liar to his face in front of the assembled crowd.

⁴⁸ See video at minute 1:03:30 on Rife killing the cancer virus, and at minute 1:55:45 exploding other microorganisms, at https://www.rifevideos.com/Video/mp4/The_royal_rife%20story.mp4?fbclid=IwAR3uTvID7oEvi3zLv97CJrqhwTsmRoOxpahXrCBPdCsXvF2uaoaUoeAN5zo.

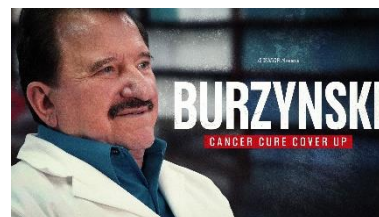
In 1939 one of Rife's associated labs was burned to the ground under suspicious circumstances.⁴⁹ Rife continued to be attacked until he abandoned his work, his life was ruined, became an alcoholic as a result of being taken to court, and he eventually died from a drug overdose, although some believe there was foul play.



Rife's story will be used herein to show the existence of microorganisms that have been "labeled" as viruses and their pathogenic transmissibility. Rife's approach to killing pathogenic microbes was based on the *germ theory*, his deadly beam ray frequencies set for specific microbes.

DR. STANISLAW BURZYNSKI

Similar to Hoxsey, around the 1980s, Dr. Burzynski developed a successful treatment to manage and/or cure cancer, based on antineoplastons, urine-derived peptides, peptide derivatives, and mixtures. He was attacked by the medical board and prosecuted for decades, and when they could not destroy him and his research, the authorities limited which cancer patients could take the treatment, which limits it to persons that have followed orthodox cancer treatments and whose immune system have already been ravished by the radioactive treatments.⁵⁰



JIM HUMBLE

In the late 90's Jim Humble, an electronics technician and non-degreed research engineer in the aerospace industry from the U.S., travelled to Africa to use a gold recovery system he developed. While there in the middle of the jungle some of his aids contracted what appeared to be malaria and got very sick. Being one day away from any community, he sent some of his staff that where healthy to get medication from the nearest town.



From left, Pastor Ricardo Beas and Jim Humble, in the state of Jalisco in Mexico, where Humble found refuge from media harassment and U.S. criminal prosecution.

Meanwhile Humble, seeing the terrible sickness and pain his aides were going through, offered them a solution he had for purifying water. Within 4 hours the previously sick aids were laughing, talking about how sick they were just four hours earlier.⁵¹ This resulted in his discovery of Chlorine Dioxide (NaClO_2) as an agent to kill pathogenic organisms, including toxins. He initially called it MMS, *Miracle Mineral Supplement*, later changed because of the medical industry attacks to *Master Mineral Solution*. Even though the FDA had a study noting that chlorine dioxide, a substance already used for water disinfection and to

⁴⁹ See newspaper articles on Dr. John Burnett's lab in Alpine, New Jersey, being burned down, at https://rifevideos.com/Video/mp4/The_royal_rife%20story.mp4.

⁵⁰ See Dr. Burzynski's story, at <https://www.bitchute.com/video/LbUBhsKyBJXO/>.

⁵¹ See my study on MMS, at <https://thenaturallawchurch.com/wp-content/uploads/2022/12/blog-mms-cds.pdf>.

disinfect food sources did not cause any harm in very low concentrations, the FDA attacked its use and labeled it a bleach-like poison.⁵²


MMS, which is prepared by combining sodium chlorite, NaClO₂ (28% concentration) with hydrochloric acid (4% concentration) is taken in drops, with the recommended daily treatment cost being measured in pennies on the dollar. In 2012, working in conjunction with the East Africa nation of Uganda's Red Cross, they cured Malaria using only a one drop dose of activated MMS in most participants, with the rest being cured with a second one drop dose the following day. The Red Cross now claims that they never participated in that study.⁵³ In his first book, "*Breakthrough - The Miracle Mineral Supplement of the 21st Century*,"⁵⁴ Humble mentions presenting his discovery to the Bill Gates organization, only to be ignored.

Like all those before him mentioned here, regardless of all the evidence he was compiling from people being cured of all types of diseases using MMS,⁵⁵ he was harassed and attacked by the federal government and the media, and had to move to Mexico to avoid prosecution. Some of his followers who were promoting MMS were jailed, with some being jailed in Columbia and then extradited into the United States.⁵⁶

Humble's approach focused on killing the microbes, like in the *terrain theory*, but was not focused on particular microbes, but to all of them regardless, one treatment for all.

STAN MEYER

On or around 1996, Stan Meyer modified a vehicle so it could run on water. A local news station covered his story showing his car off with its water fuel cell and running perfectly. He said he calculated that he could drive from Los Angeles, CA, to New York using only 22 gallons of water.⁵⁷ The reporter said that the Pentagon was showing a lot of interest in the story. Meyer said that he was offered a billion dollars for his invention and that he refused the offer. He was later sued and two years later he "died suddenly." His invention has been discredited ever since.⁵⁸



⁵² See FDA warning on MMS and rebuttal from a MMS distributor, at <https://thenaturallawchurch.com/wp-content/uploads/2022/12/fda-warning-on-mms-and-supplier-rebuttle.pdf>.

⁵³ See proof of MMS curing Malaria, at <https://rumble.com/v1edp9d-red-cross-cured-154-malaria-cases-with-mms.html>.

⁵⁴ See Jim Humble's first book on MMS, at https://books.google.com/books?id=kQH15TcXZwYC&printsec=frontcover&source=gbs_ge_summary_r&cad=0#v=onepage&q&f=false.

⁵⁵ See MMS testimonials showing positive results when using MMS, at <https://mmstestimonials.co/>.

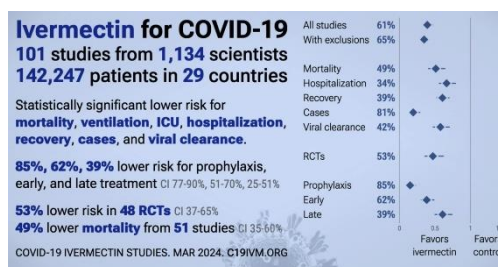
⁵⁶ See U.S. Department of Justice announcement on prison sentences against MMS users and/or distributors, at <https://www.justice.gov/usao-sdfl/pr/leaders-genesis-ii-church-health-and-healing-who-sold-toxic-bleach-fake-miracle-cure>.

⁵⁷ See video of Stan Meyer's car running on water, at [Stan Meyer - Water Car Inventor Killed](#).

⁵⁸ See *Wikipedia* article on Stan Meyer's water fuel cell invention, at https://en.wikipedia.org/wiki/Water_fuel_cell#cite_note-13.

THE ATTACK ON IVERMECTIN

The only way that the COVID-19 gene therapy injections could be approved for public use was by obtaining an Emergency Use Authorization (EUA), which grants only such requests when there are no other treatments available that can help stop the disease from occurring or by alleviating it.



In the case of COVID-19, Hydroxychloroquine and Ivermectin were proven to work perfectly well in lowering risk of death and even hospitalization. In the case of Ivermectin, there were many studies proving its effectiveness, and yet, regardless of this, health authorities denounced it as quackery and anyone using it, like Dr. Pierre Kory, who wrote about his experience,⁵⁹ where attacked and their medical licenses threatened. The most notorious public attack was done by the FDA, who in fact is the agency that issues the EUAs. They posted in Twitter the following: ***“You are not a horse. You are not a cow. Seriously, y’all. Stop it ... Ivermectin ... can be dangerous and even lethal***



A lawsuit just forced them to remove any negative comments about ivermectin.⁶⁰

MATERIALS AND METHODS AVOIDING THE CAUSATION/CORRELATION TRAP

In the AAFV community, probably the best proof of vaccine injury is the documentary *“Vaxxed II: The People’s Truth,”* showing the many parents that went to theatres to watch their first documentary, *“Vaxxed: From Cover-Up to Catastrophe”*⁶¹ and told their stories about vaccines injury to their children, not just the MMR vaccines, which was the topic of the first documentary, but from pretty much all vaccines.

The first *Vaxxed* documentary was attacked even before it was released to the public, by *“mandatory vaccine promoters”* like Dorit Rubinstein Reiss and Stanley Plotkin.”⁶² What these individuals counter with when confronted with all the parents’ story of vaccine injury is that vaccines have been proven to be safe, which they have not been, and primarily, that correlation is not the same as causation, correlation being something that happened and causation pointing without doubt to what has caused it to happen.

⁵⁹ See Dr. Pierre Kory’s book, *“War on Ivermectin: The Medicine that Saved Millions and Could Have Ended the Pandemic,”* at <https://www.amazon.com/War-Ivermectin-Medicine-Millions-Pandemic/dp/151077386X>. s

⁶⁰ See Epoch Times’ article on the FDA removing anti-Ivermectin posts, at <https://www.theepochtimes.com/health/fda-settles-ivermectin-case-agrees-to-remove-controversial-stop-it-post-5612010>.

⁶¹ Supra.

⁶² See emails from Reiss, Plotkin and others planning to discredit all persons against the vaccine program, at <https://thenaturallawchurch.com/wp-content/uploads/2022/12/dorit-plotkin-emails-1.pdf>, and <https://thenaturallawchurch.com/wp-content/uploads/2022/12/dorit-plotkin-emails-2.pdf>.

While this may be a true statement, like Stephanie Seneff, senior research scientist at the Computer Science and Artificial Intelligence Laboratory of the Massachusetts Institute of Technology (MIT), coined for my *“Analysis of Vaccine Safety Claims”* flowcharts, **“Correlation Means Causation When Additional Data Corroborates It.”**⁶³

While the *“Pro-Coerced Vaccination Activists/No-Choice Activists”*⁶⁴ like Reiss can claim this lack of vaccine injury relationship, and where it is hard to prove indisputably these facts, this falls apart, and confirms Seneff’s Correlation/Causation Principle, when you add to the mix the McDowell triplets’ story. As the *Vaxx II* documentary shows in an interview by Polly Tommey of the parents of the triplets, at around the age of nine month of age, the mother took them for a mislabeled *“wellness visit”* with their pediatrician, which visits are in reality a *“comply with the CDC vaccine schedule visit”*, two boys and one girl, Richie, Robbie, and Claire, to receive a single Pneumococcal vaccine.

The shots were administered at 10:00 AM. Two hours later, at noon, their daughter Claire shut down, went blind, deaf, just stared at the ceiling and stopped blinking. Two hours later, their son Richie had a similar faith and lost all reflexes. Shortly thereafter, their son Robbie also succumbed to the same faith. As described by the mother, Robbie looked like he was hit by a bus, and since then “lost his happiness.” By that evening, all three children were severely autistic and have never recovered.⁶⁵ See the triplets story as told by their parents at [VAXXED STORIES: THE MCDOWELL TRIPLETS IN MICHIGAN](#).

Reiss et al cannot overcome the triplets’ evidence of vaccine injury, that is why of the many posts I have made in her safe-vaccine disinformation Facebook page, where she has replied to dispute my comments, then deletes them, in the 3-4 times I have added the link to the McDowell triplets, she always deletes them without comment.⁶⁶ In one of Dorit’s posts she showed a photo of a cat in a pothole, and insinuated that persons against mandatory vaccines saw this as proof of vaccine injury correlation that they would believe, that the cat caused the pothole. In my rebuttal/study I countered with my own graphic to prove that sometimes it is simply undeniable that there is a relationship between vaccine injection and injuries, at all degrees, including death. Dorit’s post read: *“Thinking of Teaching: The Perfect Image for Addressing Causation, Courtesy of Kevin Ault.”* Mind you, Dorit Reiss is a law professor at the U.C. Hastings College of Law, recently renamed to U.C. Law San Francisco, and the college has always promoted all of Reiss’ *Pro-Coerced Vaccination Activist’s* views.⁶⁷

⁶³ See my *Analysis of Vaccine Safety Flowcharts*, at <https://thenaturallawchurch.com/wp-content/uploads/2022/12/analysis-of-vaccine-safety-all-flowcharts.pdf>.

⁶⁴ Who I also label as *“Criminal Participants”* in my *Vaccine Class Action Complaint*, submitted to President Trump, the U.S. Department of Justice, the U.S. Dept. of Health and Human Services, and the U.S. Department of Education, on July 2, 2017. See <https://thenaturallawchurch.com/wp-content/uploads/2022/12/criminal-complaint-vaccines-us-dept-justice.pdf>.

⁶⁵ See my rebuttal to Dorit Reiss et al’s position on correlation and causation, at page 15, at <https://thenaturallawchurch.com/wp-content/uploads/Defending-Against-Pro-Coerced-Vaccination-Activists.pdf>.

⁶⁶ See my email correspondence with Dorit starting on August 2016, an agreed-upon challenge for both of us to express and defend our views on vaccines, at <https://thenaturallawchurch.com/wp-content/uploads/2022/12/dorit-reiss-correspondence-with-ricardo.pdf>. See also my proof of vaccine dangers and associated fraud, at <https://thenaturallawchurch.com/vaxx-truth>.

⁶⁷ See U.C. Law San Francisco’s promotion of Reiss’ forced vaccination views and legal strategies to punish those that don’t vaccinate as recommended by the CDC, at <https://www.uclawsf.edu/people/dorit-reiss/>.

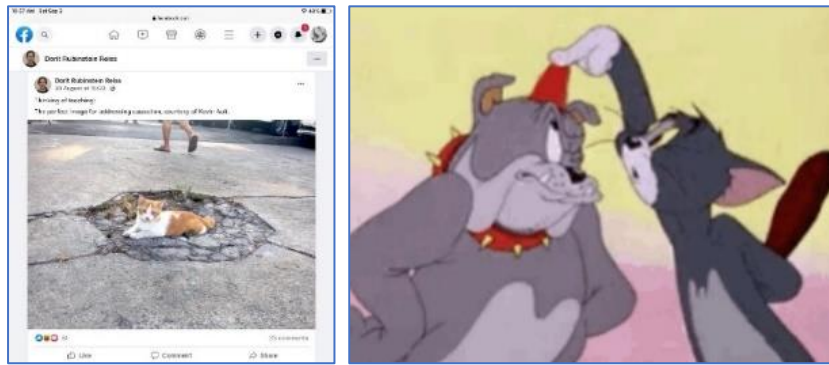


Figure 2: The difference between Dorit Reiss' exaggeration of what the AAFV community believes about vaccine injury correlation and causation, and Ricardo Beas' cartoon depiction proving obvious causation when the data available proves it.

In studying vaccine injuries and the existence of viruses, we have to free ourselves from the constraints of the orthodox correlation/causation narrative; meaning, that the evidence valid for any proof on the matter is only based on the studies that orthodox medical academia and health authorities say are valid, and simply apply the Law of Parsimony to such studies.⁶⁸ Therefore, do to my limited resources and taking into account that our true personal experiences are true, or can be true, based on the circumstances, regardless of who believes them or not, instead of providing here some lab-controlled study of any particular group of participants, I will use my personal experiences and the data I have compiled to prove, or at least, to give credence to the possibility that what my conclusions are may be correct.

I am a male, 67 years old. I am relatively in good health and take no medications except for nasal allergy, a brand of triamcinolone. My weight is above my recommended weight by maybe 20-30 pounds. When I was in elementary school, I was administered 2-3, but no more than 4 vaccines as promoted in those days. I never believed in vaccines, maybe in particular because I hate injections and never took any flu or other vaccines. I live with my wife, who is 47 years old and we have 3 children, presently 21, 18 and 15. I've been aware of the danger of vaccines since the late 1980s.

I always believed in the existence of so-called viruses, just like bad bacteria and germs, but have never had any phobia related to them and don't worry about things as trivial (to some degree) as washing your hands after touching money, etc. Further, since the late 80's I have believed in natural cures for diseases based on proper eating, lifestyle, and taking supplements and other natural cures. In other words, I have never been worried, or even think about getting sick – until I actually do!

⁶⁸ See my flowchart on the Law of Parsimony, at page 2, at <https://thenaturallawchurch.com/wp-content/uploads/2022/12/analysis-of-vaccine-safety-all-flowcharts.pdf>.

SUMMARIZED AND LIMITED HISTORY OF “VIRUSES”

1798 - Edward Jenner introduces smallpox vaccine theory.

1838 - Typhoid A bacterial disease allegedly spread to healthy persons by the excretions of the infected through contaminated food, water, or close contact.

1877 - Louis Pasteur proposed the germ theory of disease.

1879 - Louis Pasteur created the first live attenuated bacterial vaccine (chicken cholera).

Pneumococcal disease is a name given to any infection caused by bacteria called *Streptococcus pneumoniae*, or pneumococcus. Pneumococcal infections can range from ear and sinus infections to pneumonia and bloodstream infections.

1881 - Louis Pasteur and George Miller Sternberg almost simultaneously isolated and grew the pneumococcus organism.

1884 - The first live attenuated viral vaccine (rabies) was developed by Louis Pasteur, using desiccated brain tissue inactivated with formaldehyde.

1890s - Diphtheria vaccination first appeared. Diphtheria is considered to be a serious infection caused by strains of bacteria called *Corynebacterium diphtheriae* that make toxins.

1896 - Cholera and typhoid vaccines were first developed. Cholera is said to be an extremely virulent disease transmitted through the ingestion of contaminated food or water.

1838 - Typhoid A bacterial disease allegedly spread through contaminated food and water or close contact.

Plague is a disease that is said to affect humans and other mammals. It is caused by the bacterium, *Yersinia pestis*. Humans usually get plague after being bitten by a rodent flea that is carrying the plague bacterium or by handling an animal infected with plague.

1902 - The Biologics Control Act was formed. It included the regulation of vaccine and antitoxin producers and required both licensing and inspections of manufacturers. The standards imposed by the 1902 Act resulted in bankruptcy for one-third of the companies' manufacturing antitoxins and vaccines while benefiting the manufacturers already in compliance. In total, ten firms held licenses with the Laboratory of Hygiene following the 1902 Act.

1908 - The first county health departments in the United States were formed. Whooping cough, also known as pertussis, is said to be a very contagious respiratory illness caused by a type of bacteria called *Bordetella pertussis*.⁶⁹

⁶⁹ Source misplaced, sorry. But you get the idea!

THE THREE VIEWS ON THE EXISTENCE OF VIRUSES AND THEIR TRANSMISSIBILITY

Within the AAFV community, there is a disagreement as to whether viruses exist or not. This is a very important subject, because if viruses don't exist, then the whole idea of having a vaccines program to fight against viruses that don't exist is exposed as a fraud, assuming that we were lead to believe that viruses did exist by our health officials and pro-vaccine scientists who knew that they did not.

Here are the summarized positions of each camp, which I will call herein the germ theory advocates, or pro-virus camp, and the terrain theory advocates, the no-virus camp, which we can identify as those believing in Pasteur's Germ Theory,⁷⁰ and a combination of both, those believing in the terrain theory as described by Antoine Béchamp,⁷¹ and also believing that viruses do not exist.

Germ Theory

Germ theory advocates believe that viruses, bacteria, fungus, and/or other microscopic-size organisms, living outside the body, can enter the body and cause a disease in an infected person, and that such person can transmit that disease to others, among other means, through bodily secretions, like saliva, when coughing or sneezing, where the new host would get such particles in his person and then introduces them into the body when breathing such particles, or when touching their mouth, nose, eyes, or some sort of bodily pathway with their infected hands.

Traditional Terrain Theory

Terrain theory advocates, at least the original ones, like Béchamp and Quinton, mentioned above, do believe in the existence of germs, including alleged viruses, and other microscopic organisms that can transmit disease, but they believe that if the body is in perfect balance, in particular in an optimal (what ever that may be) pH balance, at least when such diseases are fought, usually above neutral 7 pH, that such microbes will be unable to cause disease and will be destroyed by organisms within our body, those that are considered to be related to our immune system, like red blood cells.

The New Terrain Theory

The *New Terrain Theory* is that viruses do not exist, nor do pathogenic contagious microbes and that the body heals itself by means as described in the *Terrain Theory*.

The COVID-19 Pandemic fiasco has allowed AAFV activists to show to the world the fraud behind the alleged benefits of vaccines, but it is very different from any other alleged contagious virus outbreak, which I will describe separately below. To those AAFV activists like me, that were expecting some sort of pandemic declaration to force vaccination on all, children, and adults alike, there was something very strange about the way this alleged virus spread. As a result, several persons, including Christine Massey, who I commend for her efforts, submitted multiple Freedom of Information Act (FOIA or similar) requests to government health agencies, in her case in several countries, asking for proof of the

⁷⁰ See *Wikipedia* article on *Germ Theory of Disease*, at https://en.wikipedia.org/wiki/Germ_theory_of_disease.

⁷¹ See *Wikipedia* article on *Germ Theory Denialism*, at https://en.wikipedia.org/wiki/Germ_theory_denialism.

isolation of the alleged COVID-19 virus, and therefore, proof of its existence, following later for proof of isolation of any of the viruses in the CDC childhood vaccination schedule (I believe), and in all cases, the final response was, in simple terms, we have no evidence of the existence of viruses because we have never isolate them, where we can show their existence. That is what “*we have no responsive records*” or similar statements mean.

At that point, *New Terrain Theory* advocates, like Dr. Andrew Kauffman, and with justified curiosity, looked at the way that orthodox medical science tell us they prove the existence of viruses. To their surprise, they found that such tests were ineffective and compromised, if not fraudulently used to make such determination,⁷² and all we need to do is use our common sense, being objective and using the rules of critical thinking, to agree with Kauffman.

Let’s begin with the definition of *Isolation*. According to the Britannica Dictionary, isolation is defined as “*the state of being in a place or situation that is separate from others: the condition of being isolated ... the act of separating something from other things ... apart from others.*”⁷³ As describe in simple terms by Dr. Tom Cowan, if you want to know if a hammer for hitting nails exists, you need to separate the hammer by itself, outside of the toolbox, and show it works for that to confirm that it exists.⁷⁴

What Dr. Cowan and others found, in summarized form, was that, to begin with, those doing the study said that they determined that they had the virus for their study because they took material with nose swabs from a patient and did a PCR test that tested positive and claimed that this proved the virus was in the mix. To all of us studying the COVID-19 alleged pandemic, we know this proves nothing, because the PCR tests have been proven, in particular by its inventor, that they don’t confirm the existence of any particular virus or microbe.⁷⁵

In his essay, “*A Farewell To Virology,*” Dr. Mark Bailey makes a reference to A. F. Chalmers’ book “*What is this thing called Science?*”, Where Chalmers makes the following observation:

⁷² Note: I have not uncovered any documentation on who or which medical or health institution developed such isolation test/procedures in order to determine that viruses do exist.

⁷³ See *Encyclopedia Britannica’s* definition of *isolation*, at <https://www.britannica.com/dictionary/isolation#:~:text=%5Bnoncount%5D-1,feeling%20of%20isolation%20%5B%3Dloneliness%5D>.

⁷⁴ See Dr. Cowan’s video on no proof of any viruses’ isolation, at <https://www.bitchute.com/video/Gw3mzrqvIRQj/>.

⁷⁵ See Dr. Fauci On PCR Test Cycle Threshold - False Positives, at [Fauci On PCR Test Cycle Threshold - False Positives](#); see also Fauci warning that widely used COVID tests may pick up 'dead' virus, at <https://justthenews.com/politics-policy/coronavirus/newly-surfaced-video-july-fauci-tests-dead-virus>. See Inventor the PCR technology confirming that the test cannot detect and identify any particular virus, at <https://www.bitchute.com/video/bR5HF0hNzZvI/>. See discovered emails from 2020 that prove that covid PCR testing is meaningless, at <https://www.newstarget.com/2023-03-17-uneearthed-emails-prove-covid-pcr-test-scam.html>. See article titled *Oxford University Says PCR Swab Tests for COVID-19 Return False Positive Results*, at https://needtoknow.news/2020/09/oxford-university-says-pcr-swab-tests-for-covid-19-return-false-positive-results/?utm_source=rss&utm_medium=rss&utm_campaign=oxford-university-says-pcr-swab-tests-for-covid-19-return-false-positive-results. See Italian PCR positive test on a Kiwi, at <https://www.bitchute.com/video/Cd6YCT3xc4Y4/>.

“In this instance, a virus particle was not observed first and subsequently viral theory and pathology developed. Scientists of the mid and late nineteenth century were preoccupied with the identification of imagined contagious pathogenic entities. The observations of the naïve inductionist did not identify a virus a priori, and then set about studying its properties and characteristics. The extant presupposition of the time was that a very small germ particle existed that may explain contagion. What came thereafter arose to fulfil the presuppositional premise.”⁷⁶

APPARENT INFECTIOUS DISEASE TRANSMISSION EXAMPLES

One of the things that makes it difficult to believe that viruses, or at least that contagious disease-carrying microbes do not exist, is the common situations where persons at the same location or home family members come down with similar flu-like diseases at the same time. Here are examples of such apparent infections based on my own life experiences.

EXAMPLE 1. INFECTION FROM SON

On or around the winter of 2005 my son from my first marriage, in his 30s, who lived out of town, invited me to a theatre event. He arrived on a cold evening to pick me up, giving ourselves the typical kiss and hug, and we left around 6:00 PM in his car, a small Toyota, a 15-minute drive, with windows closed. That is when I noticed that he seemed to have flu like symptoms, and he told me he did have some fever and cough. We sat next to each other. He dropped me off around 10:00 PM. The next day I developed flu-like symptoms, throat soreness, body aches, high fever, and cough. It took me about 3 days to get well, using natural medications and vitamins. At no point did I think of my son being sick and affecting me until I got the symptoms. I lived only with my wife and she did not get infected.

EXAMPLE 2. INFECTION FROM A FRIEND

On or around 2016 I went to a family reunion. At around 4:00 PM a good friend arrived, and we hugged. I noticed he was sweating. I asked if he was OK and he told me he was coming down with something. Two or three hours later we were outside with a bunch of male friends joking around, and at one point my friend put his arm on my shoulder and we were both laughing hard at some joke that maybe he told. When I got home, by 11:00 PM, I started feeling the typical throat sensation when I am coming down with flu-like symptoms and immediately started taking natural medication and vitamins. The next day I had the typical symptoms, but they were less severe than the first example, but still high fever, cough, and body ack. The illness lasted about 2 days. At no point did I think of my friend being sick and affecting me until I got the symptoms. I believe I was the only one that got any symptoms at home.

EXAMPLE 3. INFECTION FROM MY WIFE

Around March of 2017 my wife’s father needed heart surgery. I lived in Chula Vista, CA, and my father-in-law was in the hospital in Tijuana, Mexico, where my oldest sister lives.

⁷⁶ See Mark Bailey’s article titled “Warnings Signs You Have Been Tricked By Virologists...Again”, 25 Jul 2022, at <https://drsambailey.com/warnings-signs-you-have-been-tricked-by-virologists-again/>.

My wife stayed with my sister for about 6 days until my father-in-law was released. Around day 3 my wife came home for one night and we slept together. My three young children were at home as well. My wife left early in the morning. By nighttime I had developed very strong flu-like symptoms and when I called and told my wife, she told me that my sister also had been sick for several days with similar symptoms. This was more serious than the two prior examples and it took me about a week to recover, again using natural medications and vitamins. Neither my wife or our children got sick.

EXAMPLE 4. INFECTED FROM WIFE'S FRIEND

In late December of 2020, we were in the middle of the COVID-19 pandemic. I already saw it as a hoax and fraud, and I was the only one not using masks in stores,⁷⁷ thus I had no fear of any infection from COVID-19. A friend of my wife asked if my wife could take her to and pick her up at the Tijuana, Mexico airport because she was going to visit her family in the interior of the country and my wife agreed.

My wife went to pick her up one late evening at the airport. It was cold, so the windows were closed. They were not wearing masks. The next day the friend called my wife and told her she was sick with flu-like symptoms and said she tested positive for COVID-19. I later called the friend who told me that she had actually had symptoms two days earlier in Mexico but did not tell my wife. The next day my oldest daughter got sick. She attempted to stay in her room all day and used a mask when coming out. The next day my second daughter got sick as well, a little worse than the other one. My youngest son did not get sick; I got a little sick and my wife only got the sniffles, which I credit to the fact that we all started taking natural medication and vitamins as soon as my first daughter came down with symptoms. None of us took the COVID-19 vaccines.

About 7-8 months later we had a similar situation, out of nowhere, but as soon as the first person had symptoms, we all started taking natural medications and vitamins. Several of us got sick, but not too bad.

I have no phobia of germs, nor concerns of getting infected, and in all the instances noted above, never had concerns that I might get sick. As shown in example #3, I apparently caught a contagious microbe that my sick sister gave to my wife, who did not develop symptoms, and I developed symptoms before I knew my sister was sick.

In a recent Brighteon presentation by Mike Adams, the Health Ranger, titled, "*COVID lies prove that modern virology is pseudoscience*," he interviewed the co-producers of the documentary, "*The End of Covid Is A Trojan Horse*," Alec Zeck and Mike Winner. Their documentary is centered on the idea that contagious viruses do not exist, based

⁷⁷ When a Walmart store in San Diego, CA, harassed me for trying to enter their store without a mask at the beginning of the COVID-19 pandemic around March-April of 2020 (see <https://rumble.com/v4mys33-rbeas-entering-walmart-without-a-mask-at-the-beginning-of-the-covid-19-pand.html>), and I was told that I would not be allowed again without a mask, I prepared and gave them a letter/notice I developed demanding that they allow me and others to enter without a mask for medical and religious reasons. As a result within a couple of weeks they changed their policies to allow such exemptions (see <https://thenaturallawchurch.com/wp-content/uploads/Walmart-Notice-to-Employees-on-Masks.jpeg>). See the template of the letter I made, revised recently with new data to make it applicable to all states, at <https://thenaturallawchurch.com/wp-content/uploads/Covid-19-Notice-To-Employers-on-Masking.pdf>.

primarily on the fact that they have never been properly isolated and that studies done in the last century have not been able to produce transmission from an alleged infected person to another person. Adams made it clear that he agreed with both obvious truths, but added the following:

*“It does bring up the question, beyond psychosomatic explanations, I’m not convinced that that could account for all the things that people experienced ... At some point I did become symptomatic, you know, extreme fatigue, more than I had ever experienced before, and back pain, and loss of cognition for some period of time. Those symptoms, you can’t convince me that I was making those real because I was watching the news, I know the news is fake.”*⁷⁸

When Adams asked the co-producers what would explain his experience, one of them said that he was probably emotionally broken down because of what was happening with the pandemic. Mike did not accept that conclusion. I personally do not believe that, or that psychosomatic circumstances account, at least always, for flu-like symptoms, based on my own experience as described above. As I will explain herein, I believe that certain microbes under specific conditions, and only when the host is specifically susceptible, in a sense in harmony with the infection process, where all the necessary conditions match, that there can be transmission, the most relevant circumstance probably being whether the host has a well-balanced immune system, which is the basis of the *Terrain Theory*.

I personally agree with the statement that Dr. Mark Bailey made in one of his interviews, *“Viruses, as described by the virologists, simply do not exist.”*⁷⁹ As stated by Dr. Cowan, it is an *“unproven hypothesis.”* Dr. Sam Bailey simply calls it *“allopathic medical dogma.”* At the same time, in the same presentation, both Bailey and Kauffman admit that we are surrounded by microbes like bacteria and fungi, both living inside and outside of us, where we can easily and continuously come into contact with them. Kauffman stated, *“every breath you take they’re in the air ... every piece of food you put in your mouth ... when the breeze blows in your eyes and ears; I mean, microorganisms are constantly entering and leaving our bodies, and it kind of makes you think that if they really were to cause disease, we would just be endlessly ill.”*⁸⁰

For several year I saved newspaper clippings and printed internet postings of news articles related to alleged viral outbreaks in different parts of the U.S., and in most cases, it was the vaccinated who were the ones falling ill. Prior to the COVID-19 pandemic, before anyone in the AAFV community was publicly talking about whether viruses existed, it would be common for us to point to these outbreaks and claim that the vaccinated were more susceptible to get the vaccine-related virus when it was doing another round. Here are examples of such newspaper articles. Keep in mind that when, for example, in a household, several persons develop flu-like symptoms, not everyone goes to the hospital, which is how these outbreaks are reported to the health authorities, or through school reporting.

⁷⁸ See Mike Adams interview at minute 2:06:20, at <https://www.brighteon.com/3587b503-e04d-44db-b33b-02fd76e33b13>.

⁷⁹ See Dr. Mark Bailey talking about viruses, at minute 38:25, at <https://www.bitchute.com/video/2tnUIMHgYYio/>.

⁸⁰ Ibid, Dr. Kauffman confirming that microbes are ubiquitous, at minute 39:00.

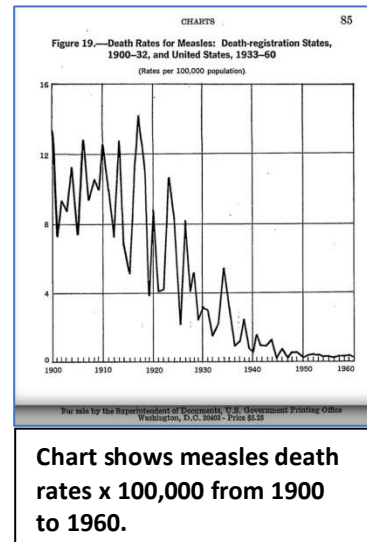
08/05/2010 Whooping cough outbreak, 4 children infected, all vaccinated.
 08/26/2010 Whooping cough outbreak, 3 children infected, all vaccinated.
 10/07/2010 Chickenpox outbreak, 10 children infected, 9 were vaccinated.
 03/19/2015 Whooping cough outbreak, 4 children infected, all vaccinated.
 02/12/2016 Whooping cough outbreak, 26 children infected, all vaccinated.
 02/22/2016 Mumps outbreak, 3 university students infected, all vaccinated.
 02/23/2016 Whooping cough outbreak, 5 children infected, all vaccinated.
 ??/??/2016 Whooping cough outbreak, 56 children infected, all vaccinated.
 03/07/2016 Chickenpox outbreak, 5 children infected, all vaccinated.
 05/17/2016 Mumps outbreak, 59 students infected, all vaccinated.

All of the so-called outbreaks noted above happened in schools, from elementary school to Universities, and most of the people reported sick where in the same school, so there was social gathering.⁸¹

Around 2016 I also compiled all the whooping cough outbreaks reported by the San Diego County Health Department, from 02/18/2011 to 12/14/2016. There were a total of 58 reports. Here is the summary of that report:

Total Reported Outbreaks:	58
Total Outbreaks with Unvaccinated Involved:	8
Total Outbreaks - only Unvaccinated:	0
TOTAL OUTBREAKS - ONLY VACCINATED	50
Total Persons Infected	465
Total Unvaccinated Persons Infected : (1.9%)	9⁸²

When health officials say that measles vaccines are primarily responsible for the reductions of such infections and death, and that this proves their adequacy, we know that this is incorrect. The rate of measles infections dropped dramatically as soon as chlorination of the public water supply started in 1908. The introduction of the sewer system in the 1850s and improvements in sanitation in general also contributed to such decline. This is one thing that the AAFV community points to when arguing that vaccines have made no difference in reduction of disease. At the same time, this admits that there are microbes, like those causing measles that are around us and could enter the body by ingestion, transdermally or by other means, which could include transmission from an infected person to another, as was reported in measles parties.



⁸¹ See my outbreak news article clippings of outbreaks, at <https://thenaturallawchurch.com/wp-content/uploads/2022/12/vaccinated-children-outbreaks-flyer.pdf>, and <https://thenaturallawchurch.com/wp-content/uploads/2022/12/vaccinated-children-cause-outbreaks-2.pdf>.

⁸² See my San Diego County 2011-2016 Whooping cough report, at <https://thenaturallawchurch.com/wp-content/uploads/2022/12/san-diego-county-outbreak-news.pdf>.

Something that the AAFV community has pointed to as proof that natural immunity is much better and long-lasting than any vaccine, is the example of successful measles parties, also known as pox and flu parties, where mothers would get their children together so they could infect each other, and some did, and created such immunity, while taking care of the symptoms in a homeopathic and natural way in a controlled environment, as was done prior to the petrochemical-based products being introduced and promoted, the takeover of universities' curriculum and hospitals, corruption and establishment of fraudulent medical institutions, and natural medicine attacked by the new medical establishment.⁸³

In a video presentation, Dr. Sam Bailey discusses chickenpox parties and notes that there “aren’t any original scientific studies demonstrating that the causative agent of chickenpox is a virus,”⁸⁴ further adding that the alleged chickenpox virus has never been purified and truly isolated so it can be



(1) proven to exist, (2) proven to be able to be transmitted from person to person, and (3) that it caused such disease, all of which are true statements, as will be shown herein. That said, something caused the symptoms associated with chickenpox, and people have reported it in the past, like Kentucky ex-Governor Matt Bevin did in 2019, when he said that he had all his children exposed to a neighbor that “had it”, got all his children exposed to it, “and they got it.”⁸⁵ Pox/flu parties “originated to ‘get it over with’ **before vaccines were available for a particular illness.**”⁸⁶ There is no question that there is something, which may be a microbe, that causes these diseases and their easily identifiable symptoms.

As noted by Dr. Sam in the same video, outbreaks of disease don’t require an infectious agent because often the individuals involved are exposed to the same environmental conditions simultaneously, or are affected by things that may involve the climate, nutritional states, psychological stressors, and a numerable factors that we remain oblivious to, noting that sometimes in a household only one person gets chickenpox regardless of other children being in proximity.

For those that believe in the essential elements of the *terrain theory*, that if the body is in perfect harmony, an with an adequately functioning immune system, that the body cannot be affected negatively by pathogenic microbes, if they exist, this would explain the lack of transmission in some instances. As Rife also declared based on his studies, a body

⁸³ See “How Rockefeller Took Control of the Medical System – Mercola,” at [How Rockefeller Took Control of the Medical System](#).

⁸⁴ See Dr. Sam’s video on chickenpox parties, at minute 7:10, at [Chickenpox Parties and Varicella Zoster Virus? \(rumble.com\)](#).

⁸⁵ See Kentucky Governor Bevin’s statement on allowing his children to get infected with chickenpox, at *ibid*, at minute 2:30.

⁸⁶ See *Wikipedia* definition of *pox party*, at [Pox party - Wikipedia](#).

with a neutral pH, cannot be affected by such microbes.⁸⁷ Even when we accept the other factors for disease mentioned by Dr. Sam, including the other more common theory pointing to such alleged contagion being psychosomatic, that does not exclude the potential of infectious microbes, yet that does not mean that viruses as described by modern medicine is not a hoax, what Dr. Kauffman refers to as *“a business model, a script, a false paradigm, using chemical weapons as a treatment, the whole germ theory industry being an industrial complex”* built and promoted for profit, to the detriment of our whole civilization.⁸⁸

Dr. Sam further states that Dr. Tom Cowan and Sally Morell have postulated that perhaps the “skin visage”⁸⁹ that appears with the illness do transmit as a signal to surrounding people. While this statement may be presented to negate the existence of so-called contagious viruses, it would admit the potential of some sort of unproven, although plausible, transmissibility of disease from person to person.

Based on this, it appears to be correct to state that presently, based on the evidence as presented herein, so-called contagious viruses, as now defined have not be proven to exist, while the actual cause of these diseases is still unknown, and could potentially include a microbe as a cause of the disease’s transmissibility. As Dr. Kauffman states, *“Can, you know, a man know the full absolute truth, right, of the nature of the world, I don’t know, maybe, maybe in another lifetime or another embodiment, but, I don’t know of any, you know, man on earth has achieved that, or if it’s possible. I don’t think it is.”*⁹⁰

For consideration as to where the idea of viruses comes from, we need to take into account where the word *virus* originated from. As noted in Wikipedia,⁹¹ *“the English word ‘virus’ comes from the Latin vīrus, which refers to poison and other noxious liquids. Virus comes from the same Indo-European root as Sanskrit viṣa, Avestan vīša, and Ancient Greek ἰός (iós), which all mean “poison”.*⁹²

THE WORK OF ROYAL RAYMOND RIFE

Having studied the work of Royal Raymond Rife for several years, and seeing his research being pertinent to this study, I reached out by email to over 10 scientific and medical luminaries in the AAFV community with whom I have corresponded in the past or who had participates in chat groups I was involved in, noting that I was doing a study on the existence of viruses and was taking into account information that neither camp

⁸⁷ Infra.

⁸⁸ See Kauffman interview, at minute 38:48, at [Germs Don't Cause Disease with Andrew Kaufman](#).

⁸⁹ Ibid. The recording is not that clear if these are the words used, at minute 10:14.

⁹⁰ See Kauffman speaking about the possibility of knowing everything, at minute 42:40, at [The Fallacies of Contagion | Dr. Andrew Kaufman](#).

⁹¹ I note here that Wikipedia appears to be the embodiment of what George Orwell called *The Ministry of Truth*, which confirms certain truth and then mixes it with untruths promoted by the power that be. *Wikipedia* co-founder Larry Sanger exposed that the CIA is involved in manipulating the information in *Wikipedia*, see <https://www.bitchute.com/video/CXkK5StlqRE7/>. As ex-CIA director William Casey is claimed to have said, *“We’ll Know Our Disinformation Program Is Complete When Everything the American Public Believes Is False.”* See [Flashback: “We’ll Know Our Disinformation Program Is Complete When Everything the American Public Believes Is False”](#). Or as plainly said by President Donald J. Trump as to the mainstream media, *it’s Fake News*.

⁹² See the *Wikipedia* definition of *virus*, at [Virus - Wikipedia](#).

may be taking in consideration, asking for their cooperation with some questions. I have no way of knowing who actually got my email and read my request, but of this group only two replied, one advising that he had also addressed this issue, and welcomed the debate and offered to host it. The other person replied and said, *“Before I answer any of this, I would want to know what your answers are.”* To me, this most likely meant one of two things, either this person does not believe in viruses based on Kauffman and other’s research, but did not want to go public with it, or this person was willing to cooperate only if my ultimate conclusion was that viruses indeed existed. Of course, I might be wrong and there may be another reason. I replied, noting, *“At this point, with all the research I have done, the answer is both yes and no, but I’m still getting info from others.”* This person did not reply again.

One of the questions in my email was, *“Do you think that our community leaders of Advocates Against Forced Vaccination, including Del Bigtree, RFK Jr., Malone, McCullough and Ryan, proponents of the existence of viruses, and Kauffman, Cowan, and Baily, claiming that they don’t exist, should have an open forum/debate on this issue?”* This could also be the reason for the lack of response, that the pro-virus camp refuses to address this issue publicly based on the hard convincing evidence that Kauffman and others have presented.

To find out the position of the no-virus camp, I reached out to Dr. Sam Bailey, who graciously responded timely to several of my inquiries. Her responses always pointed back to their argument that viruses have never been isolated, and therefore proven to exist and spread disease. I inquired if she was familiar with Rife’s work, and she directed me to a Q&A session that she and Dr. Mark Bailey had done on October 27, 2022,⁹³ which I viewed. I am unaware if Kauffman and others in the no-virus camp have studied Rife, but I assume they probably did, at least to some extent.

Before I address Rife’s work, let us divide the two main accomplishments that Rife was credited for, one being his invention of an extremely powerful light microscope that could see microbes in a living state, and the other being the machine he created that video evidence shows was able to destroy pathogenic microorganisms. Let’s focus first on Rife’s Universal microscope.

RIFE’S UNIVERSAL MICROSCOPE

In the Q&A, Dr. Mark Bailey said that he found it hard to confirm that Rife had invented the microscope as described, a device that was comparable to the electron microscope, which he said was incredible, considering that it was able to see living tissue. He noted that indeed it was possible that all of Rife’s records were destroyed and suppressed by the authorities; he did not discount that, considering that there were smear articles against Rife, like in Wikipedia, but said he was uncomfortable presenting material were he could not access any source documents or confirm it, and he said that with Rife he found it incredibly hard to confirm what was claimed, in particular because his “paradigm” was very much in the germ theory paradigm, and Rife said that viruses existed and he could

⁹³ See Dr. Sam and Mark Bailey discuss Rife’s work (by subscription only), at <https://drsambailey.com/members-area/qa/drs-bailey-qa-30-october-2022/>.

see them with his devices (microscope), as well as bacterial cells, etc., and he felt that it was inconsistent and differently away from the *terrain theory*, which he believes is more valid.

I disagree with Dr. Bailey's assertion that Rife's claims in any way counter the *terrain theory*, on the contrary, I believe it supplements it. Let's start with looking at how sophisticated Rife's Universal Microscope was, even considering that this microscope was developed in the 1930s. The implication of Dr. Bailey's statements, although I am sure not directly intended, is that Rife's work, and therefore Rife himself, are a fraud.

While Wikipedia does attack Rife's alleged technology that could kill pathogenic microbes,⁹⁴ it admits that Rife was an American inventor and early exponent of high-magnification time-lapse cine-micrography, and confirmed that others have observed Rife's microscope accomplishments, stating, "several doctors had attended a demonstration of another of Rife's microscopes and had been impressed by its clarity and high magnification[5]," and in footnote 5 it points to a publication by the Smithsonian Institute's 1944 "Annual report of the Board of Regents of the Smithsonian Institution,"⁹⁵ titled "The Universal Microscope," which reads in part as follows:⁹⁶

"It is not only a reasonable supposition, but already, in one instance, **a very successful and highly commendable achievement** on the part of Dr. Royal Raymond Rife of San Diego, Calif., **who, for many years, has built and worked with light microscopes which far surpass the theoretical limitations of the ordinary variety of instrument.** All the Rife scopes possessing superior ability to attain high magnification with accompanying high resolution. The largest and most powerful of these, **the universal microscope, developed in 1933, consists of 5,682 parts and is so called because of its adaptability in all fields of microscopical work, being fully equipped with separate substage condenser units for transmitted and monochromatic beam, dark-field, polarized, and slit-ultra illumination, including also a special device for crystallography.** 'The entire optical system of lenses and prisms as well as the illuminating units are made of block-crystal quartz, quartz being especially transparent to ultraviolet radiations.

The illuminating unit used for examining the filterable forms of disease organisms contains 14 lenses and prisms, 3 of which are in the high-intensity incandescent lamp, 4 in the Risley prism, and 7 in the achromatic condenser which, incidentally, has a numerical aperture of 1.40. Between the source of light and the specimen are subtended two circular, wedge-shaped, block-crystal quartz prisms for the purpose of polarizing the light passing through the specimen, polarization being the practical application of the theory that light waves vibrate in all planes perpendicular to the direction in which they are propagated. Therefore, when light comes into contact with a polarizing prism, it is divided or split into two beams, one of which is refracted to such an extent that it is reflected to the side of the prism without, of course, passing through the prism while the second ray, bent considerably less, is thus enabled to pass through the prism to

⁹⁴ See Wikipedia's coverage of Rife, at https://en.wikipedia.org/wiki/Royal_Rife.

⁹⁵ See Smithsonian Institute's report on Rife's microscope, starting at page 207, at <https://library.si.edu/digital-library/book/annualreportofbo1944smit>.

⁹⁶ Bolded and highlighted statements by me, for emphasis.

illuminate the specimen. When the quartz prisms on the universal microscope, **which may be rotated with vernier control through 360°**, are rotated in opposite directions, they serve to bend the transmitted beams of light at variable angles of incidence while, at the same time, a spectrum is projected up into the axis of the microscope, or rather a small portion of a spectrum since only a part of a band of color is visible at any one time. However, **it is possible to proceed in this way from one end of the spectrum to the other, going all the way from the infrared to the ultraviolet. Now, when that portion of the spectrum is reached in which both the organism and the color band vibrate in exact accord, one with the other, a definite characteristic spectrum is emitted by the organism.** In the case of the filter-passing form of the *Bacillus typhosus*, for instance, a blue spectrum is emitted and the plane of polarization deviated plus 4.8°. The predominating chemical constituents of the organism are next ascertained after which the quartz prisms are adjusted or set, by means of vernier control, to minus 4.8° (again in the case of the filter-passing form of the *Bacillus typhosus*) so that the opposite angle of refraction may be obtained. A monochromatic beam of light, corresponding exactly to the frequency of the organism (**for Dr. Rife has found that each disease organism responds to and has a definite and distinct wave length, a fact confirmed by British medical research workers**) is then sent up through the specimen and the direct transmitted light, thus enabling the observer to view the organism stained in its true chemical color and revealing its own individual structure in a field which is brilliant with light.

The objectives used on the universal microscope are a 1.12 dry lens, a 1.16 water immersion, a 1.18 oil immersion, and a 1.25 oil immersion. The rays of light refracted by the specimen enter the objective and are then carried up the tube in parallel rays through 21 light bends to the ocular, a tolerance of less than one wavelength of visible light only being permitted in the core beam, or chief ray, of illumination. Now, instead of the light rays starting up the tube in a parallel fashion, tending to converge as they rise higher and finally crossing each other, arriving at the ocular separated by considerable distance as would be the case with an ordinary microscope, in the universal tube the rays also start their rise parallel to each other but, just as they are about to cross, a specially designed quartz prism is inserted which serves to pull them out parallel again, another prism being inserted each time the rays are about ready to cross. **These prisms, inserted in the tube, which are adjusted and held in alignment by micrometer screws of 100 threads to the inch** in special tracks made of magnelium (magnelium having the closest coefficient of expansion of any metal to quartz), are separated by a distance of only 30 millimeters. Thus, the greatest distance that the image in the universal is projected through any one media, either quartz or air, is 30 millimeters instead of the 160, 180, or 190 millimeters as in the empty or air-filled tube of an ordinary microscope, the total distance which the light rays travel zigzag fashion through the universal tube being 449 millimeters, although the physical length of the tube itself is 229 millimeters. It will be recalled that if one pierces a black strip of paper or cardboard with the point of a needle and then brings the card up close to the eye so that the hole is in the optic axis, a small brilliantly lighted object will appear larger and clearer, revealing more fine detail, than if it were viewed from the same distance without the assistance of the card. This is explained by the fact that the beam of light passing through the card is very narrow, the rays entering the eye, therefore, being practically parallel, whereas without the card the beam of light is much wider and the diffusion circles much larger. **It is this principle of parallel rays**

in the universal microscope and the resultant shortening of projection distance between any two blocks or prisms plus the fact that objectives can thus be substituted for oculars, these “oculars” being three matched pairs of 10-millimeter, 7-millimeter, and 4-millimeter objectives in short mounts, which make possible not only the unusually high magnification and resolution but which serve to eliminate all distortion as well as all chromatic and spherical aberration.

Quartz slides with especially thin quartz cover glasses are used when a tissue section or culture slant is examined, the tissue section itself also being very thin. An additional observational tube and ocular which yield a magnification of 1,800 diameters are provided so that that portion of the specimen which it is desired should be examined may be located and so that the observer can adjust himself more readily when viewing a section at a high magnification.

The universal stage is a double rotating stage graduated through 360° in quarter-minute arc divisions, the upper segment carrying the mechanical stage having a movement of 40°, the body assembly which can be moved horizontally over the condenser also having an angular tilt of 40° plus or minus. Heavily constructed joints and screw adjustments maintain rigidity of the microscope which weighs 200 pounds and stands 24 inches high, the bases of the scope being nickel cast-steel plates, accurately surfaced, and equipped with three leveling screws and two spirit levels set at angles of 90°. The coarse adjustment, a block thread screw with 40 threads to the inch, slides in a 114 dovetail which gibs directly onto the pillar post. The weight of the quadruple nosepiece and the objective system is taken care of by the intermediate adjustment at the top of the body tube. The stage, in conjunction with a hydraulic lift, acts as a lever in operating the fine adjustment. A 6-gauge screw having 100 threads to the inch is worked through a gland into a hollow, glycerine-filled post, the glycerin being displaced and replaced at will as the screw is turned clockwise or anticlockwise, allowing a 5-to-1 ratio on the lead screw. **This, accordingly, assures complete absence of drag and inertia. The fine adjustment being 700 times more sensitive than that of ordinary microscopes, the length of time required to focus the universal ranges up to 114 hours which, while on first consideration, may seem a disadvantage, is after all but a slight inconvenience when compared with the many years of research and the hundreds of thousands of dollars spent and being spent in an effort to isolate and to look upon disease-causing organisms in their true form.**

Working together back in 1931 and using one of the smaller Rife microscopes having a magnification and resolution of 17,000 diameters, Dr. Rife and Dr. Arthur Isaac Kendall, of the department of bacteriology of Northwestern University Medical School, were able to observe and demonstrate the presence of the filter-passing forms of *Bacillus typhosus*. An agar slant culture of the Rawlings strain of *Bacillus typhosus* was first prepared by Dr. Kendall and inoculated into 6 cc. of “Kendall” K Medium, a medium rich in protein but poor in peptone and consisting of 100 mg. of dried hog intestine and 6 ce. of tyrode solution (containing neither glucose nor glycerine) which mixture is shaken well so as to moisten the dried intestine powder and then sterilized in the autoclave, 15 pounds for 15 minutes, alterations of the medium being frequently necessary depending upon the requirements for different organisms. Now,

after a period of 18 hours in this K Medium, the culture was passed through a Berkefeld "N" filter, a drop of the filtrate being added to another 6 cc. of K Medium and incubated at 87° C. Forty-eight hours later this same process was repeated, the "N" filter again being used, after which it was noted that the culture no longer responded to peptone medium, growing now only in the protein medium. When again, within 24 hours, the culture was passed through a filter—the finest Berkefeld "W" filter, a drop of the filtrate was once more added to 6 cc. of K Medium and incubated at 37° C., a period of 3 days elapsing before the culture was transferred to K Medium and yet another 3 days before a new culture was prepared. Then, viewed under an ordinary microscope, these cultures were observed to be turbid and to reveal no bacilli whatsoever. When viewed by means of dark-field illumination and oil-immersion lens, however, the presence of small, actively motile granules was established, although nothing at all of their individual structure could be ascertained. Another period of 4 days was allowed to elapse before these cultures were transferred to K Medium and incubated at 37° C. for 24 hours when they were then examined under the Rife microscope where, as was mentioned earlier, the filterable typhoid bacilli, emitting a blue spectrum, caused the plane of polarization to be deviated plus 4.8°. Then when the opposite angle of refraction was obtained by means of adjusting the polarizing prisms to minus 4.8° and the cultures illuminated by a monochromatic beam coordinated in frequency with the chemical constituents of the typhoid bacillus, small, oval, actively motile, bright turquoise-blue bodies were observed at a magnification of 5,000 diameters, in high contrast to the colorless and motionless debris of the medium. These observations were repeated eight times, the complete absence of these bodies in uninoculated control K Media also being noted.

To further confirm their findings, Drs. Rife and Kendall next examined 18-hour-old cultures which had been inoculated into K Medium and incubated at 37° C., since **it is just at this stage of growth in this medium and at this temperature that the cultures become filterable**. And, just as had been anticipated, ordinary dark-field examination revealed unchanged, long, actively motile bacilli; bacilli having granules within their substance; and free-swimming, actively motile granules; while under the Rife microscope were demonstrated the same long, unchanged, almost colorless bacilli; bacilli, practically colorless, inside and at one end of which was a turquoise-blue granule resembling the filterable forms of the typhoid bacillus; and free-swimming, small, oval, actively motile, turquoise-blue granules. **By transplanting the cultures of the filter-passing organisms or virus into a broth, they were seen to change over again into their original rodlike forms.**

At the same time that these findings of Drs. Rife and Kendall were confirmed by Dr. Edward C. Rosenow, of the Mayo Foundation, the magnification with accompanying resolution of 8,000 diameters of the Rife microscope, operated by Dr. Rife, was checked against a dark-field oil-immersion scope operated by Dr. Kendall and an ordinary 2-mm. oil-immersion objective, X 10 ocular, Zeiss scope operated by Dr. Rosenow at a magnification of 900 diameters. Examinations of gram- and safranin-stained films of cultures of *Bacillus typhosus*, gram- and safranin-stained films of cultures of the streptococcus from poliomyelitis, and stained films of blood and of the sediment of the spinal fluid from a case of acute poliomyelitis were made with the result that bacilli, streptococci, erythrocytes, polymorphonuclear leukocytes, and lymphocytes measuring nine times the diameter of the same specimens observed under the Zeiss scope at a

magnification and resolution of 900 diameters, were revealed with unusual clarity. Seen under the dark-field microscope were moving bodies presumed to be the filterable turquoise-blue bodies of the typhoid bacillus which, as Dr. Rosenow has declared in his report (*Observations on filter-passing forms of Eberthella typhi—Bacillus typhosus—and of the streptococcus from poliomyelitis, Proc. Staff Meetings Mayo Clinic, July 13, 1932*), were so “unmistakably demonstrated” with the Rife microscope, while under the Zeiss scope stained and hanging-drop preparations of clouded filtrate cultures were found to be uniformly negative. With the Rife microscope also were demonstrated brownish-gray cocci and diplococci in hanging-drop preparations of the filtrates of streptococcus from poliomyelitis. These cocci and diplococci, similar in size and shape to those seen in the cultures although of more uniform intensity, and characteristic of the medium in which they had been cultivated, were surrounded by a clear halo about twice the width of that at the margins of the debris and of the *Bacillus typhosus*. Stained films of filtrates and filtrate sediments examined under the Zeiss microscope, and hanging-drop, dark-field preparations revealed no organisms, however. Brownish-gray cocci and diplococci of the exact same size and density as those observed in the filtrates of the streptococcus cultures were also revealed in hanging-drop preparations of the virus of poliomyelitis under the Rife microscope, while no organisms at all could be seen in either the stained films of filtrates and filtrate sediments examined with the Zeiss scope or in hanging-drop preparations examined by means of the dark-field. Again using the Rife microscope at a magnification of 8,000 diameters, numerous nonmotile cocci and diplococci of a bright-to-pale pink in color were seen in hanging-drop preparations of filtrates of Herpes encephalitic virus. Although these were observed to be comparatively smaller than the cocci and diplococci of the streptococcus and poliomyelitic viruses, they were shown to be of fairly even density, size, and form and surrounded by a halo. Again, both the dark-field and Zeiss scopes failed to reveal any organisms, and none of the three microscopes disclosed the presence of such diplococci in hanging-drop preparations of the filtrate of a normal rabbit brain. Dr. Rosenow has since revealed these organisms with the ordinary microscope at a magnification of 1,000 diameters by means of his special staining method and with the electron microscope at a magnification of 12,000 diameters. Dr. Rosenow has expressed the opinion that the inability to see these and other similarly revealed organisms is due, not necessarily to the minuteness of the organisms, but rather to the fact that they are of a non-staining, hyaline structure. **Results with the Rife microscopes, he thinks, are due to the “ingenious methods employed rather than to excessively high magnification.”** He has declared also, in the report mentioned previously, that **“Examination under the Rife microscope of specimens containing objects visible with the ordinary microscope, leaves no doubt of the accurate visualization of objects or particulate matter by direct observation at the extremely high magnification obtained with this instrument.”**

Exceedingly high powers of magnification with accompanying high powers of resolution may be realized with all of the Rife microscopes, one of which, having magnification and resolution up to 18,000 diameters, is now being used at the British School of Tropical Medicine in England. In a recent demonstration of another of the smaller Rife scopes (May 16, 1942) before a group of doctors including Dr. J. H. Renner, of Santa Barbara, Calif.; Dr. Roger A. Schmidt, of San Francisco, Calif.; Dr. Lois Bronson Slade, of Alameda, Calif.; Dr. Lucile B. Larkin, of Bellingham, Wash.; Dr. E. F. Larkin, of Bellingham, Wash.; and Dr. W. J. Gier, of San Diego, Calif., a Zeiss ruled

grading was examined, first under an ordinary commercial microscope equipped with a 1.8 high dry lens and X 10 ocular, and then under the Rife microscope. Whereas 50 lines were revealed with the commercial instrument and considerable aberration, both chromatic and spherical noted, only 5 lines were seen with the Rife scope, these 5 lines being so highly magnified that they occupied the entire field, without any aberration whatsoever being apparent. Dr. Renner, in a discussion of his observations, stated that **“The entire field to its very edges and across the center had a uniform clearness that was not true in the conventional instrument.”** Following the examination of the grading, an ordinary unstained blood film was observed under the same two microscopes. In this instance, 100 cells were seen to spread throughout the field of the commercial instrument while but 10 cells filled the field of the Rife scope.

The universal microscope, of course, is the most powerful Rife scope, possessing a resolution of 31,000 diameters and magnification of 60,000 diameters. With this it is possible to view the interior of the “pin-point” cells, those cells situated between the normal tissue cells and just visible under the ordinary microscope, and to observe the smaller cells which compose the interior of these pin-point cells. **When one of these smaller cells is magnified, still smaller cells are seen within its structure. And when one of the still smaller cells, in its turn, is magnified, it, too, is seen to be composed of smaller cells. Each of the 16 times this process of magnification and resolution can be repeated, it is demonstrated that there are smaller cells within the smaller cells, a fact which amply testifies as to the magnification and resolving power obtainable with the universal microscope.**

More than 20,000 laboratory cultures of carcinoma were grown and studied over a period of 7 years by Dr. Rife and his assistants in what, at the time, appeared to be a fruitless effort to isolate the filter-passing form, or virus, which Dr. Rife believed to be present in this condition. Then, in 1932, the reactions in ‘growth of bacterial cultures to light from the rare gasses was observed, indicating a new approach to the problem. Accordingly, blocks of tissue one-half centimeter square, taken from an un ulcerated breast carcinoma, were placed in triple-sterilized K Medium and these cultures incubated at 37° C. When no results were forthcoming, the culture tubes were placed in a circular glass loop filled with argon gas to a pressure of 14 millimeters, and a current of 5,000 volts applied for 24 hours, after which the tubes were placed in a 2-inch water vacuum and incubated at 387° C. for 24 hours. Using a specially designed 1.12 dry lens, equal in amplitude of magnification to the 2-mm. apochromatic oil-immersion lens, the cultures were then examined under the universal microscope, at a magnification of 10,000 diameters, where very much animated, purplish-red, filterable forms, measuring less than one-twentieth of a micron in dimension, were observed. Carried through 14 transplants from K Medium to K Medium, this BX virus remained constant; inoculated into 426 Albino rats, tumors “with all the true pathology of neoplastic tissue” were developed.

Experiments conducted in the Rife Laboratories have established the fact that these characteristic diplococci are found in the blood monocytes in 92 percent of all cases of neoplastic diseases. It has also been demonstrated that the virus of cancer, like the viruses of other diseases, can be easily changed from one form to another by means of altering the media upon which it is grown. With the first change

in media, the BX virus becomes considerably enlarged although its purplish-red color remains unchanged. Observation of the organism with an ordinary microscope is made possible by a second alteration of the media. **A third change is undergone upon asparagus base media where the BX virus is transformed from its filterable state into cryptomyces pleomorphia fungi**, these fungi being identical morphologically both macroscopically and microscopically to that of the orchid and of the mushroom. **And yet a fourth change may be said to take place when this cryptomyces pleomorphia, permitted to stand as a stock culture for the period of metastasis, becomes the well-known mahogany-colored Bacillus coli.**

It is Dr. Rife's belief that all micro-organisms fall into 1 of not more than 10 individual groups (Dr. Rosenow has stated that some of the viruses belong to the group of the streptococcus), and that any alteration of artificial media or slight metabolic variation in tissues will induce an organism of one group to change over into any other organism included in that same group, it being possible, incidentally, to carry such changes in media or tissues to the point where the organisms fail to respond to standard laboratory methods of diagnosis. These changes can be made to take place in as short a period of time as 48 hours. For instance, by altering the media, 4 parts per million per volume, the pure culture of mahogany-colored Bacillus coli becomes the turquoise-blue Bacillus typhosus. **Viruses or primordial cells of organisms which would ordinarily require an 8-week incubation period to attain their filterable state, have been shown to produce disease within 3 days' time, proving Dr. Rife's contention that the incubation period of a micro-organism is really only a cycle of reversion. He states:**

"In reality, it is not the bacteria themselves that produce the disease, but we believe it is the chemical constituents of these micro-organisms enacting upon the unbalanced cell metabolism of the human body that in actuality produce the disease. We also believe if the metabolism of the human body is perfectly balanced or poised, it is susceptible to no disease."

In other words, the human body itself is chemical in nature, being comprised of many chemical elements which provide the media upon which the wealth of bacteria normally present in the human system feed. These bacteria are able to reproduce. They, too, are composed of chemicals. Therefore, if the media upon which they feed, in this instance the chemicals or some portion of the chemicals of the human body, become changed from the normal, it stands to reason that these same bacteria, or at least certain numbers of them, will also undergo a change chemically since they are now feeding upon media which are not normal to them, perhaps being supplied with too much or too little of what they need to maintain a normal existence. They change, passing usually through several stages of growth, emerging finally as some entirely new entity — as different morphologically as are the caterpillar and the butterfly. (to use an illustration given us). **The majority of the viruses have been definitely revealed as living organisms, foreign organisms it is true, but which once were normal inhabitants of the human body, living entities of a chemical nature or composition.**

Under the universal microscope disease organisms such as those of tuberculosis, cancer, sarcoma, streptococcus, typhoid, staphylococcus, leprosy, hoof and mouth disease, and others may be observed to succumb when exposed to certain lethal frequencies, coordinated with the particular frequencies peculiar to each individual organism, and directed upon them by rays covering a wide range of waves. By means of a camera attachment and a motion-picture camera not built into the instrument, many “still” micrographs as well as hundreds of feet of motion-picture film bear witness to the complete life cycles of numerous organisms. It should be emphasized, perhaps, that invariably the same organisms refract the same colors when stained by means of the monochromatic beam of illumination on the universal microscope, regardless of the media upon which they are grown. The virus of the *Bacillus typhosus* is always a turquoise blue, the *Bacillus coli* always mahogany colored, the *Mycobacterium leprae* always a ruby shade, the filter-passing form or virus of tuberculosis always an emerald green, the virus of cancer always a purplish red, and so on. Thus, with the aid of this microscope, it is possible to reveal the typhoid organism, for instance, in the blood of a suspected typhoid patient 4 and 5 days before a Widal is positive. When it is desired to observe the flagella of the typhoid organism, Hg salts are used as the medium to see at a magnification of 10,000 diameters.

In the light of the amazing results obtainable with this universal microscope and its smaller brother scopes, there can be no doubt of the ability of these instruments to actually reveal any and all microorganisms according to their individual structure and chemical constituents.

*With the aid of its new eyes—the new microscopes, all of which are continually being improved—science has at last penetrated beyond the boundary of accepted theory and into the world of the viruses with the result that we can look forward to discovering new treatments and methods of combating the deadly organisms—****for science does not rest.***


To Dr. Karl K. Darrow, Dr. John A. Kolmer, Dr. William P. Lang, Dr. L. Marton, Dr. J. H. Renner, Dr. Royal R. Rife, Dr. Edward C. Rosenow, Dr. Arthur W. Yale, and Dr. V. K. Zworykin, we wish to express our appreciation for the help and information so kindly given us and to express our gratitude, also, for the interest shown in this effort of bringing to the attention of more of the medical profession the possibilities offered by the new microscopes.”

The bibliography in the above article includes a study by E. C. Rosenow, “1982a. *Observations with the Rife microscope of filter-passing forms of microorganisms.* Science, n. s., vol. 76, pp. 192-193, Aug. 26.”

Here are some photographs of newspapers clippings and publications related to Rife and his work:

TRIBUNE-SUN, San Diego 12, California, Thursday, June 13, 1946

Rife to Be Teacher of Police Course in Microscope Detection



Criminal Laboratory To Stress Chemistry, Photography

Dr. Royal Raymond Rife, San Diego scientist in microscopic chemistry and photography, will conduct a criminal laboratory course, starting next week, at the San Diego police department, Police Chief Clifford E. Peterson announced today.

Rife has volunteered to assist in the course.

Board Trade

CHICAGO, board of trading would stay in all w in July and July and S tement will quotation. T made at 12:3 saving time. Directors o explanation nouncement of RIFEVIDEOS.COM

DAY MORNING, DEC. 12, 1931

Newest Microscope Will Trail Unknown Germs to Their Lairs

San Diego Inventor of Most Powerful Magnifying Instrument Known Tells Local Scientists of Marvelous Possibilities Now Opened to Research; Works on Still Greater Apparatus to Reveal Further Secrets.

By HAL JOHNSON

RIFEVIDEC

THE ASSOCIATED PRESS THE INTERNATIONAL NEWS

EVENING TRIBUNE

2 SECTIONS SAN DIEGO, CALIFORNIA, WEDNESDAY, MAY 11, 1938 SECTION 4

Rife Bares Startling New Conceptions Of Disease Germs and Their Activity

By NEWELL JONES

Three new and revolutionary conceptions of disease germs and their activities were disclosed today by Royal Raymond Rife, San Diego scientist, as a climax to years of exploration by him in the mys-

2—Reported discovery that organisms of disease have more forms of their respective kinds than known previously.

3—Announced the RIFEVIDEOS.C ing that the organ after their fundamental biologic

As was noted in the *Smithsonian Institute* article above, there were no doubts as to whether Rife's microscopes worked; instead, the article confirmed all the different things that have been attributed to Rife and his Universal Microscope, its ability to reach 60,000X and an amazing clarity never achieved since, showing live specimens. Together with the above clippings and all the other data that has been preserved of his work, luckily for us we have sufficient evidence to prove his ability to photograph and video-record the microbes he encountered.⁹⁷

⁹⁷ See Rife's work at www.RifeVideos.com; see <http://www.royal-rife.com/>; see <https://rife.org/>; see also the books by Barry Lynes, "The Cancer Cure That Worked: 50 Years of Suppression," and "The New Royal Rife Book: Physics Study Says Royal Rife's Claims 'Experimentally Confirmed.'"

When evaluating Rife's findings, we must keep in mind that the actual videos I will reference below include no more than 2-3 hours' worth of film and photographs, a very small amount of the many photographs and hundreds of feet of film that Rife created in his 50 years working in this field, which hopefully was stolen/confiscated, but preserved by the perpetrators. Maybe with a FOIA request we can get some facts about those responsible and what they did with all of Rife's research documents.

One thing that concerned Dr. Mark Bailey and was a reason for his skepticism about Rife's work was that Rife stated that he saw viruses, and Dr. Bailey believes viruses don't exist. In trying to determine if such virus claims is a disqualifying factor, we have to remember that Rife lived in the 1930s, when viruses, as today, were accepted truths, so if Rife got a sample of an alleged excretion with a disease-causing microbe, and that microbe was considered to be a virus, that is the terminology that Rife used. We also have to consider that Drs. Bailey, Kauffman, and Cowan, also believed virus existed prior to Kauffman dedicating his time to determine if the COVID-19 and other so-called viruses existed.

While Rife refers to some of these microorganisms as viruses, his observations actually proved that viruses, as described by modern medicine, don't exist, as was confirmed in the *Smithsonian Institute* article above, where it reads, "**The majority of the viruses have been definitely revealed as living organisms,**" and according to so-called modern medicine, as expressed by the *National Institute of Health*, "viruses are not made out of cells, they can't keep themselves in a stable state, they don't grow, and they can't make their own energy. Even though they definitely replicate and adapt to their environment, viruses are more like androids than real living organisms,"⁹⁸ therefore, confirming the no-virus camp's claims. This should be a reason for the no-virus camp to embrace Rife's work and findings.

If by the information that is presented here, we conclude that Rife's microscopes worked as described, then we have to remember that the person who actually saw these microbes, and in color (unfortunately no color photos or films are publicly available), was Rife and not us. In other words, Rife is the expert on this field, not us. Being the only one with this technology, Rife could have easily invented new terminology for what he was finding, but apparently decided to follow along, never thinking about the fraudulent side of the medical industry, which ultimately destroyed him. Even though Rife's *beam ray* technology has been attacked, to this day companies sell products that allegedly work in the same manner.⁹⁹

In their Q&A, Dr. Mark Bailey does mention a Grayfield microscope, which can also observe high magnification of living specimens, although much less and not even comparable to Rife's, but Dr. Sam Bailey discards their research as "no good" because they subscribe to the germ theory, according to Dr. Mark Bailey. Both doctors believe that if Rife's microscope really worked, that the medical establishment would have embraced

⁹⁸ See NIH article, "Are Viruses Alive?" at [https://www.ncbi.nlm.nih.gov/pmc/articles/PMC5406846/#:~:text=Indeed%2C%20viruses%20can%20be%20viewed,a%20dormant%20\(inert\)%20state.](https://www.ncbi.nlm.nih.gov/pmc/articles/PMC5406846/#:~:text=Indeed%2C%20viruses%20can%20be%20viewed,a%20dormant%20(inert)%20state.)

⁹⁹ See video on the Rife technology-based Plasma Generator RPZ14, at [https://www.youtube.com/watch?v=x52LeDuBm2E&t=135s.](https://www.youtube.com/watch?v=x52LeDuBm2E&t=135s)

it because it could prove the existence of viruses, but as I mentioned above, it proved just the opposite; and if orthodox medicine and authorities admitted the true nature of that technology, then they would have to admit to the effectiveness of Rife's pathogen-killing device, eliminating all of Big Pharma's and the medical establishment's profits, something they will never allow, at whatever cost. Dr. Mark Bailey said he would continue researching Rife's work, and if he does, hopefully that will help us all to better understand this topic. Our AAFV community needs all hands on deck – and in harmony.

It appears that accepting what Rife accomplished as being true, seems to contradict the belief that viruses don't exist, something difficult to be accepted by the no-virus camp, especially with their evidence of no true virus isolation and studies unable to show virus transmissibility. Still, just like it is discouraging to see the pro-virus camp refusing to debate this issue, so it is discouraging to hear Drs. Bailey discredit Rife's work, but as was discussed by Kauffman in one of the videos referenced herein, where he was asked why would someone in the medical establishment cover up that viruses don't exist, Kauffman replied in essence that sometimes it's human nature, with good intentions, but protecting our beliefs. In an honest person, this simply means unknowingly not being completely objective when studying a subject matter.

I am in debt to Dr. Sam Bailey for having taken the time to respond to my emails and questions with many referenced on the subject to help me understand their position and are grateful that she is helping me on my path of truth, wherever it may lead, knowing that in the end, if we win – God wins!

The story of Rife is the same we have seen over and over again against the Children of God that have been sent by God to cure the masses of disease naturally, painlessly, in a safe manner, and inexpensively, only to see Big Pharma, their minions in government agencies at all levels, in particular departments of health, and mainstream media destroy the life and work of these great individuals, like Rife, Quinton, Hoxsey, Humble, and many others, including many in our AAFV community who have been attacked, including Dr. Suzanne Humphries, Dr. Joseph Mercola, Dr. Andrew Wakefield, Dr. Sherri Tenpenny, scientist Judy Mikovits, and Robert F. Kennedy Jr., to name a few.

As the chronological history of Rife I wrote shows,¹⁰⁰ he was discredited, all his corroborators and the doctors that saw him as a genius turned their back on him, some given new posts in institutions or given grants, others threatened, and some dying under suspicious circumstances. This explains why we don't see a public acknowledgment of Rife's work and why those that sell machines build under Rife's concept continue to be prosecuted. As noted in Wikipedia,

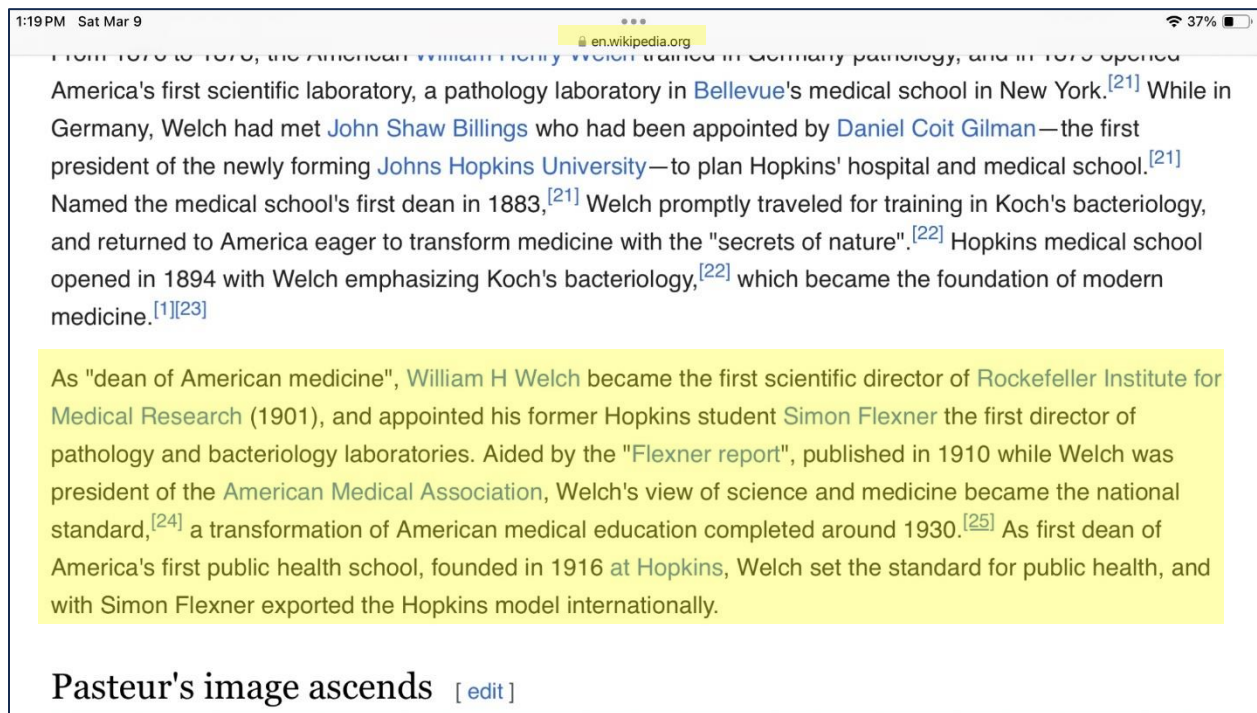
“Rife blamed the scientific rejection of his claims on a conspiracy involving the American Medical Association (AMA), the Department of Public Health, and other elements of "organized medicine", which had "brainwashed and intimidated" his colleagues.”¹⁰¹

¹⁰⁰ See Rife's chronological history, at <https://thenaturallawchurch.com/wp-content/uploads/Royal-Rife-Story-RB-Study.pdf>.

¹⁰¹ See Wikipedia article on Rife, at https://en.wikipedia.org/wiki/Royal_Rife.

RIFE'S BEAM RAY

Everyone, even those of us in the AAFV community are influenced by the purposeful manipulated propaganda that we have been exposed to since our birth, in particular through education, radio, television, and now the internet. At some level, maybe deep inside, we believe that there is no such thing as a one-for-all cure for all diseases, in the case of Rife's Beam Ray, a "magical zap," as described by Dr. Mark Bailey in his Q&A. This may come from the idea ingrained in our minds by every news report when they describe the *medical quack*, the **snake oil salesman**, which ironically enough, is what the Rockefeller family's roots are in controlling the medical establishment, John D. Rockefeller's father, William Rockefeller Sr., being just that. While doing this research, I also found another piece of the puzzle of the evidence of Rockefeller influence in medicine. While I could not find the webpage, I did do a screenshot:



When we consider all the harm that has been done by the medical industry, with medications and medical treatments, killing persons in the hundreds of thousand every year because of such interventions, and when we also consider the hundreds if not thousands of proven natural treatments that have existed through history and rediscovered in our modern age, it feels like the only thing that can harm us are Big Pharma's products and irresponsible, uneducated, inept, and/or greedy doctors.

Due to this medical quack influence on us, it may seem difficult to believe that Rife created a machine, known as the *Beam Ray* or *Rife Frequency Ray*, which was able to emit specific electromagnetic frequencies that could kill selected microbes. In Dr. Bailey's Q&A he mentions that Rife pointed his device at the microorganism; that is incorrect, instead, it was simply an electromagnetic wave that emanated like a radio transmission, in all directions, affecting any targeted microbes within the test room and beyond, so much so

that he put his tissue samples in protected containers. The discharge lasted a fraction of a second and the frequency did not affect anything but the targeted microbe(s).

To grasp this concept, think of the *Memorex* cassette commercial of 1972 showing singer Ella Fitzgerald, and her recording, being able to make a glass chatter.¹⁰² What made Rife even think about using specific frequencies for specific microbes is noted in Rife's video, "*Royal Rife in his Own Words*," and was a stroke of genius. This also brings us back to the *germ theory* proposition that there could be one "medication" specific for individual pathogenic microbes, in this case, a ray. That is not to say that our immune system plays no part, because both appear to work synergistically.



1972 Memorex Commercial

I consider it to be unrealistic to think of bacteria and other microorganisms as exclusively beneficial to our health, a sort of clean up crew for cell waste and/or exosomes. Based on Rife's findings, often microbes change in appearance, activity and pathogenicity, even simply based on what we eat, not to mention that pathogens, both microscopic and visible, like worms, excrete toxic substances that can even affect and/or result in such conditions as autism, as will be discussed below.

In one of Dr. Kauffman's videos referenced above, he comments that if bad bacteria/viruses existed, because there are millions of them, we would be constantly sick, which makes sense; but apparently and luckily, the "bad" or "affected" ones are few, and our body, in particular when balanced, will ensure that they are dealt with; if not, it can end in disease up to and including death.

While God, or nature, however we describe the wonders of life, may have created bacteria and microbes in general for the benefit of man, different circumstances can make them malfunction, like malnutrition and environmental exposure, like cancer, among others, proven by Rife to be another microbe that has misbehaved due to such unfortunate variables.

I believe that in one of the papers by one of the Baileys that I read it quoted a doctor or scientist that said in a nutshell that the whole science of virology would not fit in a bumper sticker. I disagree, if we apply the *terrain theory*, such bumper sticker would look like this:

**EVEN THOUGH THERE ARE MILLIONS OF EACH:
FISH DON'T LIVE IN LAND AND
LAND ANIMALS DON'T LIVE IN THE OCEAN**

¹⁰² See Ella Fitzgerald chatter a glass with her singing, at https://www.youtube.com/watch?v=YG8K0yI4_hc.

The *terrain theory* “postulates that the state of the internal environment determines if germs cause disease rather than germs being the sole cause of it ... (Antoine) **Béchamp believed that the pH of the body is important, and that an acidic pH will attract germs and an alkaline pH will repel them.**”¹⁰³ This was something that Rife also found, when he stated in the *Smithsonian Institute* article, “**We also believe if the metabolism of the human body is perfectly balanced or poised, it is susceptible to no disease.**”

As to curing disease using the methods I described at the beginning, in the case of the treatments used by Quinton and Hoxsey, both intended not necessarily to kill pathogens, but to balance the body and reinforce the immune system, while the treatments used by Rife and Humble, targeted the pathogenic microbes only. Both methods worked, but one is based on the general *germ theory* that states that microbes can be pathogenic and can be targeted individually, while the other is based on the *terrain theory*, which says a pathogenic microbe cannot live in inhospitable environments that affect and alter their metabolism.

Considering that both methods give positive results, using both methods simultaneously may be the ultimate cure for disease, including diseases causing flu-like symptoms, making the question of whether pathogenic contagious microbes exist or not irrelevant; that is to say, if one has cures that work regardless of whether a virus/microbe may exist that causes it. That said, we need to establish clearly if viruses as described presently exist. That is a key question in ensuring that true science, from which we feed our knowledge, has the proper foundation, without *Quack Rockefeller Money*.

Luckily for humanity, sufficient proof of Rife’s discoveries and cures have been preserved to help us understand the microbe world and their effect on us better. Aside from other preserved records, there are four Rife videos put out by www.RifeVideos.com, a Rife machine history educational website, that explains all the many findings of Rife, some discussed below as it pertains to transmissibility. Here are the 4 videos and their respective web addresses. In the Royal Rife story you will learn about Rife’s life prior to focusing on microscopes and medicine, showing that he was an honest, respected and trusted man of high moral integrity and a genius in the areas he focused on.

1. The Royal Rife Story

Discusses Rife’s life prior to his inventions, the use of his beam ray to cure disease, and the attack on him by the AMA.

https://rifevideos.com/Video/mp4/The_royal_rife%20story.mp4



2. Royal Rife in his Own Words

https://rifevideos.com/Video/mp4/Royal_rife_in_his_own_words.mp4

¹⁰³ See *Wikipedia* article on *Germ Theory Denialism*, at https://en.wikipedia.org/wiki/Germ_theory_denialism.

3. Dr. Royal Rife's 1939 Lab Film – Narrated by John Crane

Crane gives a tour of Rife's lab and discusses all his accomplishments, including the many pathogens destroyed by Rife's lethal frequency beam ray,¹⁰⁴ mentioning leprosy and even worms up to 10 feet long being killed.¹⁰⁵ Crane also shows a picture of the typhoid bacteria, which contained 3 "viruses" (pathogenic microbes) inside of it and notes that when the polarity of the body is positive, the viruses would stay inside the bacteria, but when it is too negative, the viruses are compressed and are extruded from the bacteria.¹⁰⁶ He notes how Rife's microscope uses a prism to bring light to the microbes and explains that the viruses can be stained in their own characteristic chemical resonant colors.



[https://rifevideos.com/Video/mp4/Dr. Rife 1939 Lab Film.mp4](https://rifevideos.com/Video/mp4/Dr._Rife_1939_Lab_Film.mp4)

4. Dr. Robert P. Stafford M.D. Interview

Dr. Stafford for many years used one of Rife's beam ray machines and was able to cure cancer and many other diseases in humans and even in dogs. He also tells a story where one morning he had very strong flu-like symptoms and used the beam ray on himself and by the time he got dressed and went to the office later that afternoon, he felt fine for the rest of the day.¹⁰⁷

[https://rifevideos.com/Video/mp4/Dr Robert P Stafford MD.mp4](https://rifevideos.com/Video/mp4/Dr_Robert_P_Stafford_MD.mp4)

It is not the intent of this study to cover every single aspect of Rife's work, so I encourage the reader to view all of the above videos in their entirety. For purposes of this study, to prove that Rife was indeed able to isolate pathogenic microbes using Koch's Postulates, that he was able to transmit a pathogen between animals of the same or other species, and that he was able to devitalize and destroy them using his frequency wave, turning them into cell debris and waste, which some may identify as exosomes, without any damage to any other bacteria or microbes in our body, including their host, I have prepared four videos from 1 to 6 minutes long from the above videos that prove in essence these accomplishments, as follows:

1. Rife Uses Koch's Postulates To Isolate Pathogenic Microbes – 2:18

<https://rumble.com/v4l2zal-rife-uses-kochs-postulates-to-isolate-pathogenic-microbes.html>

2. Rife Shows His Frequency Ray Devitalizing Pathogenic Microbes – 1:10

<https://rumble.com/v4l30i5-rife-shows-his-frequency-ray-devitalizing-pathogenic-microbes.html>

3. Rife Explains How His Frequency Ray Operates – 4:18

<https://rumble.com/v4l366x-rife-explains-how-his-frequency-ray-operates.html>

¹⁰⁴ See at minute 16:05.

¹⁰⁵ See at minute 18:07.

¹⁰⁶ See at minute 26:30.

¹⁰⁷ See at minute 18:16.

4. Rife Showing Isolation, Transmission, and Destruction of Cancer Microbe – 6:03

<https://rumble.com/v4l3brr-rife-showing-isolation-transmission-and-destruction-of-cancer-microbe.html>

Keep in mind that while limitations on filtering technology may have precluded Rife from completely isolating any particular microbe from others of the same or smaller size, due to the magnification power of Rife's microscope, he could still identify them in living form through his microscope and was able to find each microbe's frequency to devitalize it. Here is a chart of frequencies used by Rife:¹⁰⁸

Dr. Rife's Original High RF Frequencies Fine Tuned To The Precise Frequencies By Philip Hoyland In 1936.	
Actinomycosis (Streptothrix)	191,803 Hz
Anthrax	139,200 Hz
B. Coli (Rod form)	416,510 Hz
B. Coli (Filterable virus)	769,035 Hz
Bacillus X or BX (Cancer Carcinoma)	1,607,450 Hz
Bacillus Y or BY (Cancer Sarcoma)	1,529,520 Hz
Gonorrhea	233,000 Hz
Spinal Meningitis	426,862 Hz
Staphylococcus Pyogenes Aureus	477,660 Hz
Staphylococcus Pyogenes Albus	549,070 Hz
Streptococcus Pyogenes	719,150 Hz
Syphilis	788,700 Hz
Tetanus	234,000 Hz
Tuberculosis (Rod)	369,433 Hz
Tuberculosis (Virus)	769,000 Hz
Typhoid Fever (Rod)	759,450 Hz
Typhoid Fever (Virus)	1,445,180 Hz

HAVE CONTAGIOUS VIRUSES BEEN PROVEN TO EXIST?

As Dr. Kauffman points out, when it came to the COVID-19 pandemic, authorities equated the PCR positive test results with asymptomatic carriers, something that started being used when AIDS appeared,¹⁰⁹ even though Dr. Anthony Fauci and the World Health Organization have confirmed that it is rare that asymptomatic carriers actually transmit

¹⁰⁸ See Rife's chart of frequencies, at https://rifevideos.com/frequency_generators.html.

¹⁰⁹ See Kaufman interview ibid, at minute 54:40.

onward to a secondary individual.¹¹⁰ In this video Dr. Kauffman gave an interesting and plausible explanation as to why AIDS and HIV, what he claims is a completely made-up virus, was invented and proclaimed by health authorities:

“Let’s say that, you know, AIDS and HIV where completely made up; what would the benefits be for the people who made it up; and I think that’s were the clue is, because there are many benefits. So for example, for the scientific field of virology, they were just about out of gas, because they had been funded almost entirely by Nixon’s war on cancer looking for viruses that caused cancer and that funding was up, and they didn’t make any major discoveries, so there were going to be no more grants to find viruses in cancer, so what where they going to do next? How are they going to get their funding? HIV provided that. It became one of the most funded avenues of research, because it was considered such a serious problem, so, without HIV, all those scientists would not be able to keep going in their field, they would have to change careers in some way.”¹¹¹

There is no question that there are billions, if not trillions of dollars to be made in the vaccine industry, from production to distribution, administration, and treatment with resulting debilitating symptoms. It is a very profitable career. At the same time, we know that what our doctors and scientists learn in our schools and universities comes from a foundation that is heavily, if not entirely, poisoned with *Quack Rockefeller Money*, and based on misrepresentations and outright lies.

Now that the COVID-19 pandemic, lock down, and forced vaccination government measures have opened our eyes, in an attempt to get to the truth as to how far Big Pharma/Government deceit and corruption goes, the no-virus camp wants serious and basic questions to be addressed by the most outspoken and influential members of our AAFV community, for everyone’s benefit, like Del Bigtree, Robert F. Kennedy Jr., Dr. Robert Malone and others, so we can better focus on a way to fight and win this battle for the survival of the human race, nothing less than that!

The other camp would do the same: If the pro-virus camp felt that the no virus theory was not valid and was affecting our community’s credibility, they would have demanded a debate as well to put an end to it – but that has not happen, regardless of the fact that the request for a debate has been clearly broadcasted to our AAFV community members’ followers, and which is now a common topic of conversation. The request for a debate comes with honorable intentions and should be accepted in the same manner. As mentioned above, one of the luminaries in our community has already offered to host such an important debate.

To be clear, neither the no-virus camp nor I suggest that anyone in our AAFV community that believes in viruses proclaims such beliefs for personal benefits knowing them to be lies; nor do we claim that anyone believing such things is ignorant in any way, just like I

¹¹⁰ See Dr. Fauci and the WHO’s statements about asymptomatic carriers, at [Fauci: Asymptomatic persons do not spread COVID-19](#); see also [WHO: Asymptomatic persons do not spread COVID-19](#).

¹¹¹ See Kauffman interview, *ibid*, at minute 1:05:31.

don't feel the same of Kauffman and others for going against a concept that is deeply believed and engrained in our culture. It is my contention that our differences in opinion are simply a result of incorrect definition of applicable terminology and a lack of validation of experiments to prove either way, and that Rife's work can help us to understand if in fact what is known as viruses exist.

To us familiar with the vaccine safety debate, we know that regardless of anything, Big Pharma and health authorities claiming vaccines are safe can never overcome the fact that no vaccines have ever been compared to a true saline placebo solution.¹¹² That's it. Period. There should really be no debate after that. Anything else would just be commentary.

Unfortunately (if it is proper to use that word) for the pro-virus camp, the first question that is posed by the opposition is: Has any virus ever been truly isolated, as we normally use the meaning of the word? And the answer is no. That's it. Period. Once the pro-virus camp agrees that the answer is no, the four follow-up pieces of evidence put the final nails in that coffin:

- (1) No government agency has proven that they have isolated viruses as proven by Freedom of Information Act requests by Christine Massey and others.¹¹³
- (2) The alleged viruses were said to be proven to exist based on PCR tests that even the inventor said did not work to identify individual viruses,¹¹⁴ and which are run at high cycle thresholds, giving more often than not false positives.¹¹⁵
- (3) When tests to isolate a virus were done following the approved methods, but no alleged virus-infected materials were added, the same results of cell die-off happened to the cultured cells; and
- (4) Of all the studies ever done since the 1900s to try to transmit one alleged virus particle in a bodily fluid, in any fashion, from one person to another, as discussed by Dr. Cowan in one of his videos, transmission has never been obtained or proven to happen,¹¹⁶ although specifically it would be more accurate to say that no visible or measurable symptoms have ever been detected in the recipients of the alleged virus-containing substance used, an important distinction.

In the Cowan video reference above, Cowan covers many of the studies that appear to prove no virus transmissibility, including one, from Burnet and Lush, 1937, which

¹¹² See my *Breakdown of Childhood Vaccine Insert's Pre-Licensing Studies* chart, at <https://thenaturallawchurch.com/wp-content/uploads/2022/12/vaccines-insert-breakdown.pdf>.

¹¹³ See Christine Massey's work and FOIA requests proving no virus isolation, at <https://www.fluoridefreepeel.ca/fois-reveal-that-health-science-institutions-around-the-world-have-no-record-of-sars-cov-2-isolation-purification/?fbclid=IwAR1IYo7LGBafMSMcDEMhic5gepP1uwVQBdpE9ruWpAz8XA2gOHW9gqnJHes>.

¹¹⁴ See Kary Mullins discussing PCR tests' ability, at <https://rumble.com/vhu4rz-kary-mullis-inventor-of-the-pcr-test.html>.

¹¹⁵ See Fauci discussing PCR test cycle threshold, at [Fauci on PCR Test Cycle Threshold and False Positives](#).

¹¹⁶ See video by Dr. Cowan discussing the virus transmissibility studies, at [Thomas Cowan Discusses Failed Virus Transmission Studies](#).

consisted of 200 individuals given allegedly the Melbourne type influenza, and which resulted in zero people showing any symptoms. The researchers proposed a reason for the lack of transmission, which Cowan read and commented on:

*“The virus must have lost its pathogenicity for humans by being inoculated or grown in the eggs, and that is obviously ridiculous.”*¹¹⁷

This statement from the above study could have some credibility based on the findings by Rife, were he explains that even the food that the microbe eats, the temperature, the organism’s changing of forms, polarity, and other things, can influence whether it will be transmissible enough to cause symptomatic disease in the host; and what it does appear to prove is that there is no such thing as a highly transmissible and contagious disease-causing microbe, so called-viruses or otherwise, that our bodies natural defenses and homeopathic treatments cannot defeat.

The no-virus camp’s position on all the things I mentioned above are clearly explained by Dr. Mark Bailey in his essay, *“A Farewell to Virology,”* as well as by Dr. Kauffman,¹¹⁸ so I defer to them to explain their position and the evidence that supports it.¹¹⁹

GETTING FLU-LIKE SYMPTOMS FROM A “PSYCHOSOMATIC VIRUS”

There are abundant medical, psychological and metaphysical studies and writings showing the power of suggestion in the human mind and how a person can develop certain physiological features simply by believing in something, even though it might not be true. Here are two simple examples of things that have happen to me:

- You see a cup and you take a sip of what you believe is water, but it is really milk. As soon as your taste buds notice that the liquid is not the texture or taste of water, you immediately reject the drink in a survival reaction; yet, within seconds your taste buds also tell you it is milk, and that it will not do any harm and that you actually like it, then you immediately regain control of the situation. The same would happen if you thought you were drinking milk and it was water.
- In one occasion I visited a good friend at his work shop, where we typically hanged out. He offered me an oatmeal cookie he got from his refrigerator. It was so delicious that I even told him it was probably the best oatmeal cookie I had ever had. Then I asked him for another cookie, so he reached inside the refrigerator and showed me the bag and said, I ran out of dog biscuits. He had a German Sheppard and that was the dog’s treats. I immediately felt disgusted, nauseous, desperate, like throwing up, extremely uncomfortable, anxious as if the dog biscuit was going to do me serious harm, and this exaggerated feeling lasted about 10 minutes, until I realized and accepted that even though this was dog food, it would

¹¹⁷ Ibid, at minute 5:18.

¹¹⁸ See Kauffman describing the tests done to prove the existence of viruses, at minute 17:14, at [The Fallacies of Contagion | Dr. Andrew Kaufman](#).

¹¹⁹ See Dr. Mark Bailey’s essay, *A Farewell to Virology*, at <https://drsambailey.com/wp-content/uploads/2024/01/A-FAREWELL-TO-VIROLOGY-Expert-Edition-Eng.pdf>.

do me no harm and not even give me an upset stomach, but throughout that time I was very upset with my friend for having pulled such a prank, which I expressed to him.

Then my friend stared at me with a very serious look and yelled, "Sit", as if I was his dog and he was my master, like his dog Rex. For the next additional ten minutes we laughed uncontrollably, and whenever the laughter subsided a little, he would again yell "sit!" and we would burst into laughter again. All symptoms disappeared.

In Dr. Cowan's video referenced above, related to all the studies on virus transmissibility that failed, he mentioned one study by Doshez in 1930, where they tried to infect 11 persons with influenza. No person got sick, but one person felt sick when he found out what they were trying to do in the study. For the first two days he was asymptomatic, until an assistant after an injection inadvertently referred to the test as a failure to induce a cold. That evening at night that subject reported severe symptomology, including sneezing, cough, sore throat, and stuffiness of the nose. The next morning, the subject was told that he had been misinformed in regards to the nature of the filtrate, and his symptoms subsided within an hour.

All three examples above have all the hallmarks of a psychosomatic reaction based on what is perceived to be the truth, compared to the actual truth; but there is one similarity in all three cases: there was some specific belief and mental thought that went through each persons mind when the psychosomatic incident happened, in our three examples they are the following, respectively: (1) discovering that what was expected was not happening, (2) thinking something that was eaten would cause serious harm, and (3) thinking a flu virus was introduced and expecting the symptom to manifest themselves.

All three cases clearly explain the sequence of events and beliefs that lead to the unjustified reactions; but what about when you don't think about disease, when you develop flu-like symptoms after coming into contact with a person who had such symptoms prior to you developing them, like in my personal examples above? When nothing has changed in a person's lifestyle or environmental exposure to justify such symptoms, the only plausible answer is that someone got infected due to some sort of contact with an infected person or his secretion, or even as Dr. Cowan has proposed, from signals emitted by the sick person.

When we multiple that by the thousands of persons that every year develop flu-like symptoms, in particular on the colder, less sunny period of the year in the United States, what we call the *flu season*, and who are not thinking of, or want to get infected with any flu-like virus, it becomes more apparent that a microbial type of infection may have taken place, regardless of whether the transmission was by breathing, eating, exposing our eyes, ears and open wounds to, or transdermally getting the involved pathogenic organism in our body.

RIFE'S FINDINGS ON TRANSMISSIBILITY OF A MICROBE

As has been confirmed by Dr. Cowan, multiple studies, probably over 15 that he listed in an above reference video, no lab-controlled study has been able to prove transmission of an alleged infectious microbe to another person, or so it appears because no symptoms developed in the subject. For those like Béchamp, Quinton, Rife and Hoxsey, who believed that a person with a well-balanced pH, at ≥ 7 , and with a properly functioning immune system is unable to catch an infectious disease, adding someone that may not be psychosomatically inclined to fear getting infected, that means that (1) either the microbe cannot survive in the host, or (2) if it does, it is unable to cause symptoms, whether it ultimately dies or simply is always kept in check by the host's immune system.

Though we could try to end the discussion as to why those tests failed to achieve flu-like symptoms in the host, there are other things that might be playing a role in neutralizing a microbe's pathogenic effect. In these we can include what those in the no-virus camp say may be the reason for why someone gets flu-like symptoms, like environmental factors, climate, nutritional states, psychological stressors, etc. Based on the observations by Rife, there appear to be other causes in the infectious microbes' structure or surroundings that may affect whether they can cause disease, both in the carrier and the host. Here are some of those findings.

From the Video: Royal Rife in his Own Words¹²⁰

1. Rife stated that prior to his high amplification microscope being used, he never found an organism that he could say was the causative agent of malignancy. At minute 2:20.
2. Rife stated that he proved that an organism, which we may have in our body at all times, can change by the metabolic shift of the human body itself. At minute 9:48.
3. In one stage it was proven that microbes would be found in the blood stream. At minute 10:10.
4. Organisms can readily change into other organisms. He classified in the whole entire category of so-called pathogenic bacteria 10 individual groups and he found almost definitely that any organism within each group can be changed to any other organism within that individual group by the media form in which it is grown. At minute 15:00.
5. Organisms may substantially change their size when they change into a different organisms and they could change back to the original structure. As regards the cancer microbe he found and called BX and which transformed into BY, the BX microbe could change to a non-tumor producing microbe, BY, then change back through different stages to the original BX state and again produce tumors. At minute 15:54.

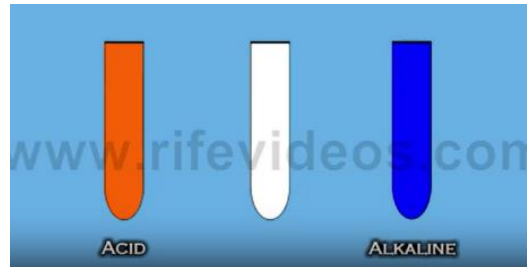


¹²⁰ See video, *Royal Rife in His Own Words*, at rifevideos.com/Video/mp4/Royal_rife_in_his_own_words.mp4.

6. Rife used a different media for the BX and it turned into a completely different organism, into a mochokids organism. In one case it turned into a fungi-type organism, but by letting it stand for 36 to 48 hours, they could make it turn back into a BX. At minute 16:50.

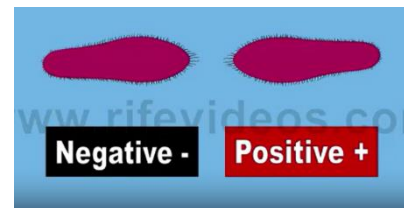
7. The metabolism of the individual can readily change a nonpathogenic organism into a pathogenic organism that will absolutely produce a disease. At minute 19:40.

8. Rife found, while experimenting with malignant bacteria, that based on an individual's pH, that some are susceptible to an acid and some to a different type of base, they are positive or negative, acid or alkaline, and believes that an individual that has an absolute neutral metabolism is susceptible to no disease, because he repeated that test hundreds of times in the laboratory by placing microbes into one of three test tubes, one in an acid pH, one in a neutral pH, and one in an alkaline pH, and no organism would grow and survived in the neutral pH test tube. At minute 34:56.

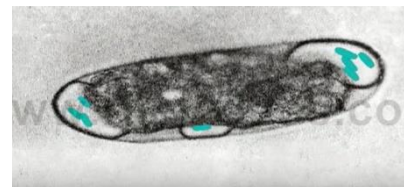


9. If the metabolism of the human body is absolutely normal and with a neutral pH it is susceptible to no disease. At minute 37:02.

10. Rife found that different pathogenic organisms in the same group have different polarity. The positive organism will not associate with the negative organism. In the tumor-creating BX microbe example, if they had a positive pole, some microbes would move to that side, and if they had a negative pole, the rest of the other organisms would move to that side. If he extracted with a pipette only the microbes from the positive pole side, he was unable to cause a malignant growth. When he did the same with the microbes on the negative side, again he was unable to cause a malignant growth. But when he took and combined the microbes from both sides, there they were able to reproduce the malignancy. At minute 37:12.



11. Rife found what he called viruses inside bacteria and found that said bacteria can shed the virus (which he claims he photographed) when it is going through its transitional state. At minute 40:55.



12. As to the so-called pathogenic organism's incubation period, he considers it to be not an incubation period at all, but merely a cycle of reversion, waiting until that organism becomes something else in its transitional state. As to the organisms found to be associated with a disease, he does not believe they cause the disease in the form in which we find them associated with the disease, but that they are caused to be in that particular form by the disease. At minute 42:00.



13. Rife believes that it is the chemical constituents of these organisms that produce the disease, their predominant chemical factor, which is a virus or the primordial cell. At minute 43:42.

14. Rife sincerely believes that it is the chemical reaction of those viruses upon the unbalanced cell metabolism that produced a disease because he could produce in most instances all the symptoms of the disease chemically with no bacteria. At minute 44:11.

15. In the *Smithsonian Institute's* reference above, Rife found cells inside cells: *"Each of the 16 times this process of magnification and resolution can be repeated, it is demonstrated that there are smaller cells within the smaller cells."*¹²¹

16. Royal Rife gives his last words of caution for all investigators at the end of this interview:

"I have worked at this work for over fifty years. I have worked sincerely and honestly, I have never attempted in any way to fool myself; it's a very easily thing to do, to fool oneself when he works a long time on a particular project, and he looks hours and hours a day through the tube of a microscope. He can imagine the great many things that he does not see. But the work is encouraging ... We hope sincerely that what little we have done thus far will be a steppingstone and an endeavor for the great field of workers and scientists in the future."

At minute 49:00. This was the right message for this study and my targeted audience, the AAFV community.

DISTINGUISHING BETWEEN KNOWN VIRUSES AND THE SO-CALLED COVID-19 VIRUS

Regardless of all the horrible consequences from the COVID-19 pandemic, lockdowns, and compelled vaccination, this has become the catalyst for the majority of the public to open their eyes and see just how corrupt their governments are, to what extent they will go to lie to the public to sell an idea, and to what extent they can shut down any opposition to maintain control of the narrative. From this crisis the questioning of the existence of viruses came about, to see if that was the root of the deceit. FOIA requests for proof of isolation of this virus started confirming those suspicions, that indeed the whole COVID-19 scare was based on nothing, and this took us to question the existence of all alleged viruses in the CDC childhood schedule, with additional FOIAs confirming no isolation on those cases either.

While based on this study and my personal experiences, as outlined herein, I do believe that there are microbes that in certain circumstances can be transmitted from one person to another, and that in some of those cases similar flu-like symptoms will develop in the carrier and in the host within a short period of time, I also believe that COVID-19 is

¹²¹ See *Smithsonian Institute* report, at page 214, at [Annual report of the Board of Regents of the Smithsonian Institution 1944](#).

an exception to that rule, that it was all made up, a psyop, and that *The Cabal* used the existing cases of typical annual flu illnesses and combined them with (1) shutting down hospitals except for serious alleged COVID-19 patients, (2) telling people not to take anything to alleviate the illness, (3) attacked treatments that worked such as Ivermectin, (4) followed deadly medical procedures with their patients, like giving them remdesivir and putting them in ventilators, (5) changed the death certificate reporting procedure to include “suspected” cases as COVID-19 deaths without actual tests confirming it,¹²² and then (6) using the media to amplify the alleged threat to create the illusion of a highly contagious and deadly disease being in our midst, resulting in a voluntary lockdown, with the majority of the people being clueless, obedient citizens. This is further proven by the fact that the alleged annual flu mostly disappeared when COVID-19 hit. Because of this, I believe that we should exclude COVID-19 in the overall consideration of whether pathogenic transmissible microbes exist.

Much has been written about and many documentaries made showing all aspects of the COVID-19 fraud. I will defer to those studies as proof of such deceit.¹²³

PATHOGEN EXPERIENCE WITH CHLORINE DIOXIDE

In the documentary *“The Royal Rife Story,”*¹²⁴ it details all the things mentioned above and adds information on the result of using the beam ray on patients, something that was done successfully by doctors associated with Rife who obtained his machines. Rife was not a doctor so he was not into curing persons himself. In the albino rats he used in his experiments, once he removed the tumors, he would do microsurgery on the specimens and would cure them with his beam ray. Each microbe was attacked using its own particular frequency or harmonics within frequencies. In contrast, as reference above, Jim Humble also developed a procedure to kill pathogenic microbes, using chlorine dioxide. This substance has a negative charge at the atomic level, which destroys the microbes by pulling electrons from them, at which point the microbes die and the chlorine dioxide converts into water and table salt, completely harmless.

According to the “virus theory” and the use of vaccines, sometimes they make vaccines that contain so-called attenuated viruses. Here is the definition of attenuated vaccines from *Wikipedia*:

“An attenuated vaccine (or a live attenuated vaccine, LAV) is a vaccine created by reducing the virulence of a pathogen, but still keeping it viable (or “live”). Attenuation takes an infectious agent and alters it so that it becomes harmless or less virulent. These vaccines contrast to those

¹²² See Collin County, Texas officials discussing the preposterous way of counting COVID-19 probable cases, at [Collin County COVID-19 Case Determination - Birx on Deaths \(youtube.com\)](https://www.youtube.com/watch?v=...).

¹²³ See my study, *“Failed policy or purposeful consequences of the government’s handling of the SARS-CoV-2/COVID-19 Pandemic – Hiding Injuries and committing fraud,”* at <https://thenaturallawchurch.com/wp-content/uploads/2022/12/covid-19-proof-of-injury-and-fraud.pdf>. See also Mikki Willis’ documentaries, *“Plandemic,” “Plandemic 2: Indoctrination,”* and *“Plandemic 3: The Great Awakening,”* at <https://plandemicseries.com/explore/>.

¹²⁴ See the documentary, *“The Royal Rife Story,”* at https://rifevideos.com/Video/mp4/The_royal_rife%20story.mp4.

*produced by "killing" the pathogen (inactivated vaccine) ... Viruses may be attenuated using the principles of evolution via serial passage of the virus through a foreign host species, such as tissue culture, embryonated eggs (often chicken), and live animals ... This makes it easier for the host immune system to eliminate the agent and create the immunological memory cells which will **likely protect the patient** if they are infected with a similar version of the virus in 'the wild'." ¹²⁵*

Rife's findings contradict the theory presented above. As noted by Rife, microbes can change their form from one species to another within a group, up to ten forms, each with its particular trait, in some cases even turning to fungi. Another thing he found is that whatever the microbe eats will affect such change in species. Further, Rife found that a microbe can be pathogenic in one form, but not in another, with even electrical polarization of the organisms playing a part.

When producing attenuated vaccines, at the moment that the alleged virus-containing secretion passes through the different stages of collection, preservation, and is cultured and then mixed with chemicals in a vaccine, it would most likely change to something that would no longer be recognizable from the original alleged virus, and may now be not "just a little less virulent," but not virulent at all; therefore, this would make it seem harmless to the immune system and would be ignored by it, or at least not considered a threat and just needing it to be cleaned up; and at the same time, having completely changed from the alleged "wild version" of the virus, the immune system would not recognize the wild version in order to form any sort of response and immunity, making these vaccines not only useless to fight the original microbe, if any, but also dangerous, because if any living organism is either left from the original viral secretion, or introduced in the production process, purposefully or not, following Rife's postulate, that the microbe is heavily impacted by the substance it feeds from, the toxic chemicals in the vaccine may simply create a new and more poisonous microbe, because it was cultured in the toxic vaccine soup until it was administered.

Existing bacteria, either living in air or in our body, as well as these new potentially lab-created microbes can produce toxic substances. Here is the definition of "toxin" from *Wikipedia*:

"A toxin is a naturally occurring organic poison produced by metabolic activities of living cells or organisms. They occur especially as proteins, often conjugated. The term was first used by organic chemist Ludwig Brieger (1849–1919) and is derived from the word "toxic".

Toxins can be small molecules, peptides, or proteins that are capable of causing disease on contact with or absorption by body tissues interacting with biological macromolecules such as enzymes or cellular receptors. They vary greatly in their toxicity, ranging from

¹²⁵ See *Wikipedia* definition of *attenuated viruses*, at https://en.wikipedia.org/wiki/Attenuated_vaccine.

*usually minor (such as a bee sting) to potentially fatal even at extremely low doses (such as botulinum toxin).”*¹²⁶

It appears that microbes can be very harmful and pathogenic in certain circumstances. When it comes to alleged viruses, it is very convenient for the medical profession and corrupt academia/*The Cabal* to promote the virus theory of an organism so small that no one can see it alive and how it functions, is infectious, and causes disease. This appears contradictory because based on the Rife story, several of his microscopes were distributed to respectable institutions and could have helped confirm their virus theory – unless they knew it was a sham, simply, or at a minimum, to claim that only a vaccine can cure us from such dangerous and deadly viral particles. And one can only assume that they still have the microscopes and use them for research, most likely for weaponized nefarious purposes. One can envision DARPA and big pharma taking a strong interest in this technology.

What if the answer to what viruses are is not that this extremely small freak of nature (cannot reproduce itself) can cause disease and is not cell debris or dead exosomes seen by the electron microscopes, but instead are actually bigger or smaller unicellular microorganisms, bacteria whose decomposition or secretions, both toxic, are the cause of the actual symptomatic disease. As an example, science shows us an obvious serious dog bite, but says that fleas caused the injury because they can see fleas. As seen by Rife’s research, it appears that what he called viruses were simply living unicellular organism, too, similar to bacteria. In one of the photographs above the three alleged viruses inside the typhoid bacteria are not much smaller than the bacteria host.

Chlorine dioxide has been used to kill many pathogens associated with diseases, including removing heavy metals, all well documented,¹²⁷ and one of those experiences was dealing with autistic children, typically vaccine induced. The story of MMS/chlorine dioxide for the treatment of autism is well documented in Kerri Rivera’s book, *“Healing the Symptoms Known as Autism”*, second edition. The book contains testimonials from children and their parents showing the great improvements in the children’s health after using MMS.¹²⁸ In her book, Kerri shows 44 written testimonials of children that were cured primarily with MMS, but also following other procedures outline by Kerri, including protocols developed by Dr. Andreas Ludwig Kalcker, Ph.D. Bio-Physicist from Spain.¹²⁹ So far with her protocols she has cured hundreds of children.¹³⁰

As Kerri’s treatments progressed in seriously autistic children, it was usually not until parasites were flushed out of the children’s body via stools that the biggest improvements took place. In one instance in a 9-month period 35 lbs. of parasites were extracted.¹³¹ Below are photographs of some of the parasites that were expelled by one of these children:

¹²⁶ See *Wikipedia* definition of *toxin*, at [Toxin - Wikipedia](#).

¹²⁷ See MMS testimonials, at <https://mmstestimonials.co>.

¹²⁸ See Kerri Rivera’s book, *“Healing the Symptoms Known as Autism”*, at <https://krbookstore.com/>.

¹²⁹ See Dr. Kalcker’s books, *“Health is Possible”* and *“Forbidden Health,”* at [Books - Andreas Kalcker](#).

¹³⁰ Aside from her books and videos, Kerri also does tele video live and personal consultations. See [Follow Up Life Coach Consultations – Kerri Rivera](#).

¹³¹ See Kerri’s PDF book, *supra*, chapter 8, *“The Kalcker Parasite Protocol,”* at page 165-241.



A well washed parasite. You can almost feel the texture.



A really good look into a parasite. You can see the actual intestines of the parasite. Also known as a helminth.



A very good look at how long some helminths are. The more worms the people pass, the healthier they get, and the improvements come faster and faster. This child passed a lot of parasites in the beginning. Then after a few months was no longer passing them and now has an ATEC score of 5. Meaning, he no longer has the diagnosis of autism.



This is a 32-inch parasite that a young boy passed. He went on to have a great day after getting this out.



7 lbs. of 35 lbs. (total) of the parasites extracted in 9 months (160 feet in total above).

It is my theory that some or all of the following reasons, in particular in a synergistic manner, explain why person get injured after vaccination:

- (1) Vaccines contain microbes, natural and/or manmade, that can cause disease, via their chemical composition and their cellular waste.
- (2) Vaccines contain toxic substances, like mercury, aluminum, etc., many probably not disclosed, in particular in higher quantities. These substances cause neurological and other health problems.

- (3) At the moment that the large amount of vaccine serum is detected inside our body by our immune system, it immediately launches a response to identify, catalog, attack, neutralize, and destroy, to the best of its ability, the invaders. We should see our immune system as an army with limited soldiers at any given time (manufacturing more as needed) that battles the soldiers of the poison (remembering that the word “virus” is derived from the Latin word “poison”).

Simultaneously, based on Rife and Rivera’s findings, our body is full of, or is infected by both good and bad organisms, microscopic and visible in size, like the parasites noted above. If it is true that bad microbes are kept in check by a good immune system, then when our immune soldiers attack the vaccine poison, the bad bacteria is left free to multiply and expand its proliferation and can produce neurological and other effects, aside from consuming nutrients.

- (4) As described in an example below from Kerri’s book, good and/or bad microbes may try to attack the ingredients of vaccines by releasing toxic substances in a survival manner to attack the host for releasing the toxins inside the body.

Jim Humble has a similar point of view. In his last book, *MMS Health Recovery Guidebook*, he wrote the following when addressing autism:

*“Some people are of the opinion that there is a connection between autism, parasites and vaccines. My suspicion is that the vaccines confuse the natural parasites and also create a more toxic environment that the parasites try to clean up. They may go overboard and reproduce to the point of causing a problem in the person and thereby contribute to the symptoms of autism. By detoxing the body and reducing the parasite population, thousands of children with autism have shown significant improvements. Check out Kerri Rivera’s book, *Healing the Symptoms known as Autism*.”*¹³²

In the same book, written prior to the COVID-19 scam, in 2016, Jim anticipated that the day would come when we could all be forced to take vaccines, so he dedicated several pages of the book to showing us how to use MMS in such circumstances, what to do prior and after vaccination. Jim authorized me to share those pages, which you can find at <https://thenaturallawchurch.com/wp-content/uploads/MMS-Vaccine-Treatment.pdf>. Jim passed away around the middle of 2023 of natural causes. He was around 90 years old. Andreas Kalcker made a farewell video thanking Jim for helping save millions of lives.¹³³

To make a point on how microbes are everywhere, and in particular inside our bodies, kept in check until we die, Jim also wrote the following in the above book:

“When a body dies if it is put in a completely sterile room where there are no germs or pathogens or worms, within a few hours the body will be riddled with parasitic worms which will, in a few days, destroy the body completely

¹³² See Humble’s book, *MMS Health Recovery Guidebook*, at page 286, at https://www.ebay.com/sch/i.html?from=R40&trksid=p4432023.m570.l1313&nkw=mms+health+recovery+guidebook&_sacat=0.

¹³³ See Kalcker’s farewell to Jim Humble, at https://odysee.com/@Kalcker:7/In-Honor-To-Jim-En-web-1:d?fbclid=IwAR0b710yJqCkntzUrllCz8UJgcMgeWEYUvtEWPidGk7RaBY0jK088TBUQ4w_aem_AeF6oxjO-wyPDRPz47yhy4C3bIDWzXUOB4GqaGJRgEPplwYAHKNksN04HQEhKpnHKntpt3gvw_zdGNwkZBi0jFJC.

*except for the skeleton. All those worms came from within the body, not from walking through the woods ... Nature provides for decomposing the body back to nature once it dies and nature provides parasites (**of which many are really symbiotic organisms**) that help the body to overcome some extremely bad conditions.”*

Humble shares the same beliefs as Dr. Sam Bailey, except that Humble, by saying that **many** parasites are good, he is also implying that some are not, or may not be under certain circumstances, if not he would have said “**all of which** are really symbiotic.”

Here are some excerpts from chapter 8 in Kerri’s book explaining her findings regarding parasites and how they affect each and every one of us.

“Parasites can be classified as either microparasites, such as malaria that are only visible under the microscope, or large macroparasites such as round or flat intestinal worms (roundworms, tapeworms, etc.). These can be seen by the naked eye and can reach great sizes. Internal parasites are found, not only in the intestines, as is generally thought, but anywhere in the body, including the lung, liver, muscle, stomach, gallbladder, brain, blood, skin, joints, and even in the eyes ...

Persistent parasitic infection in human hosts leads to chronic immune reactions, which can result in tissue damage and altered immune regulation. Ninety percent of the world population is infected with one or more parasites, and up to five different types may coexist in the same host ... This situation becomes dangerous when the internal balance within the host is upset, the number of parasites skyrockets, and the host begins showing signs of serious illness that may even result in death ...

The most common verminosis (infestation with or without obvious symptomatology of disease caused by parasitic worms) is intestinal. People who have them not only suffer from a large quantity of lost nutrients (absorbed by the parasites), but also from perforations made by worms in the digestive tract that can open the door to various infections and possible autoimmune deficiencies ...

A parasitic infection or reinfection can be acquired through one or more of the following avenues:

- *From more or less direct contact with an infected person (fecal or sexual).*
- *From self-infection, for example, through anal-hand-mouth contact.*
- *By scratching the anal area, eggs can become lodged under the fingernails.*
- *From congenital transmission (mother to fetus).*
- *From commonly contaminated objects.*
- *From soil contaminated by human or animal excrement.*
- *From eating contaminated raw or undercooked meat.*

- *From eating raw fish.*
- **RB Note:** Based on Rife's research, I would add to this list person-to-person microbe transmission, by any or all of the means noted above; once the microbes are inside the host's lungs, saliva, snot, and maybe even sweat, it can be passed by contact or propulsion, like when talking, laughing, and/or sneezing.



Symptoms of Parasitic Infections. *The different types of worms and toxic waste produced by parasites in our body may cause the following common problems:*

Blood Disorders & Blood Parasite Diseases

Parasites absorb essential nutrients from the body, such as iron, vitamin B12, and sugars, which may result in certain blood disorders. In addition, some diseases are known to be caused by blood parasites:

Blood disorders:

- Anemia
- Dizziness
- Hypoglycemia
- Weakness

Blood parasite diseases:

- African Sleeping Sickness
- Babesiosis
- Chagas Disease
- Malaria

Fatigue:

The toxic waste produced by the parasites themselves (including ammonia and psychoactive substances), can stress the detox organs and cause disorders of the central nervous system such as:

- Chronic fatigue syndrome (CFS)
- Cold in the extremities
- Dizziness
- Extreme weakness
- Internal cold
- Lethargy
- Low energy

- *Night waking*
- *Restless sleep*
- *Gastrointestinal Symptoms*
- *Abdominal pain or tenderness*
- *Blood in stool*
- *Burning in the stomach*
- *Chronic constipation*
- *Chronic diarrhea or diarrhea caused by poor absorption of food*
- *Colitis*
- *Cramping*
- *Cravings for greasy foods and sugary foods, lots of carbs and bread, fruit, fruit juices, alcohol, or vinegar*
- *Digestive problems*
- *Distended belly*
- *Eating more than normal but still feeling hungry*
- *Excessive bowel movements*
- *Fever*
- *Frequent vomiting and nausea*
- *Gas and bloating (noted after eating)*
- *Hemorrhoids*
- *Irritable bowel syndrome (IBS)*
- *Intestinal irritation*
- *Intestinal obstruction*
- *Leaky gut*
- *Malabsorption syndrome*
- *Mucous in stool*
- *Pancreatitis*
- *Passing a worm in stool*

Growth Problems, Weight, & Appetite

Parasites usually live without being detected by the host. They rob the body of many of the essential nutrients in the food consumed. Many overweight people, who are infected with parasites, go hungry for lack of essential nutrients, causing them to eat in excess due to their parasitic infection. Furthermore, depending on the type of infestation, many people are malnourished and cannot gain weight. The following is a list of some possible symptoms:

In children:

- *Poor growth*
- *Poor physical and intellectual development consistent with their biological age*

In children and adults:

- *Chronic burping*
- *Craving white flour products; cookies, cakes, pastries, etc.*
- *Feeling hungry after a meal*
- *Inability to gain or lose weight*
- *Long-term obesity*
- *Loss of appetite*
- *Obsession and/or compulsion to eat sweets or very specific foods (wheat, sugar, dairy)*
- *Ravenous appetite*
- *Uncontrollable hunger to eat more than usual*
- *Weight gain (specifically around the time of the full moon)*
- *Weight loss*

Mood Problems & Anxiety

Toxins that are released by parasites can irritate the central nervous system. Anxiety and nervousness are often caused by parasites that migrate throughout the body. Some of the problems caused are:

- *Anger and irritability*
- *Anxiety*
- *Confused thinking (brain fog)*
- *Depression*
- *Disorientation*
- *Forgetfulness*
- *Lack of coordination*
- *Mood swings*
- *Nervousness*
- *Obsession*
- *Restlessness*
- *Slow reflexes*

Muscle & Joint Pain

Parasites can travel almost anywhere in the body. When they migrate to the joints and the muscles, they can cause cysts and inflammation. These can often be mistaken for arthritis and/or muscle pain. Toxins from parasites can also accumulate in the joints and muscle tissue causing:

- *Chest pains*
- *Fibromyalgia*
- *Joint pain*
- *Muscle cramps*
- *Muscle spasms*
- *Numbness of the hands or feet*
- *Pain in the back, thighs, or shoulders*

- *Pain in the navel*
- *Rapid heartbeat*
- *Restless leg syndrome*
- *Seizures*

Parasites in Children (including children with ASDs)

Parasites can be found in the body in asymptomatic and symptomatic stages. The former are usually found in adults. Symptomatic stages occur mainly in children, in whom we can often observe the following:

- *Anorexia*
- *Anxiety*
- *Bruxism (teeth grinding)*
- *Cramping*
- *Diarrhea that alternates with periods of constipation*
- *Excessive Flapping*
- *Growth retardation*
- *Headaches*
- *Inability to gain weight*
- *Itching/Burning/Picking of the anus*
- *Nasal itching and/or anal urticaria (hives/rash)*
- *Nervousness and irritability*
- *Nose Picking*
- *OCD (Obsessive Compulsive Disorder)*
- *Rage*
- *Smearing feces*
- *Unexplained laughter or weeping*
- *Verbal stims*
- *Weight loss*

Respiratory Disease

The passage of larvae through the respiratory system or larval invasion in the lungs may cause symptoms such as:

- *Acute bronchitis*
- *Asthma*
- *Drowsiness*
- *Dyspnea (shortness of breath; air hunger)*
- *Chronic/irritative cough*
- *Pneumonia*
- *Shortness of breath or respiratory failure*

Sexual & Reproductive Disorders

Immune dysfunction as a result of a parasitic infection can lead to:

- *Candida - yeast infections*
- *Cysts and fibroids*
- *Erectile dysfunction*
- *Fluid retention*
- *Male impotence*
- *Menstrual problems*
- *Premenstrual syndrome*
- *Prostate problems*
- *Urinary Tract Infections*

Sleep Disorders

- *Insomnia*
- *Teeth grinding*
- *Bedwetting*
- *Drooling while sleeping*
- *Sleep disturbances - multiple awakenings during the night*
- *Restless sleep*

Other Problems Associated with Parasites

- *Bad breath*
- *Blurred vision*
- *Body odor*
- *Breathing problems*
- *Chronic infections: viral or bacterial*
- *Circulatory problems, numbness in the extremities, difficulty in moving*
- *Cough or coughing up blood*
- *Difficulty swallowing*
- *Excessive salivation*
- *Fever*
- *Fluid build-up or retention during the time of the full moon.*
- *Low immune response*
- *Peritonitis*
- *Sensation of a foreign body or discomfort in the throat*
- *Swollen eyes*
- *Weight gain during the full moon*

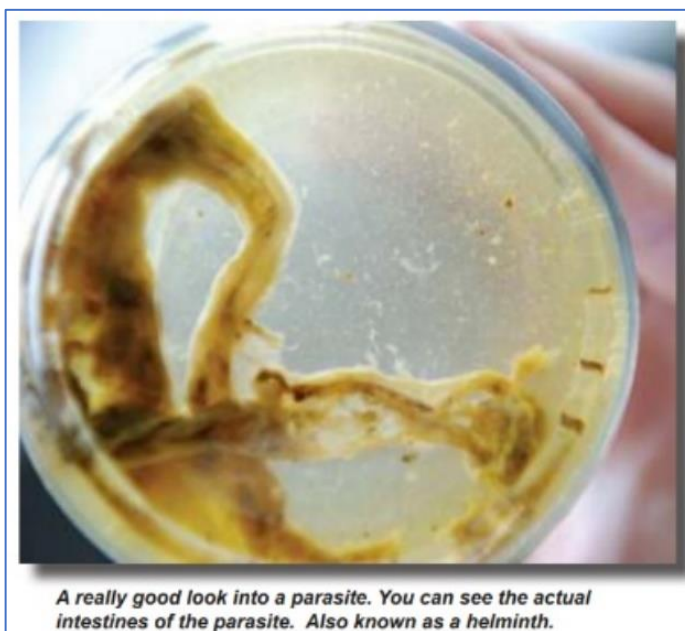
Peetox: *As you kill the parasites, they are alerted that you have taken away their joyful life. As a result, they do things to the host to show their displeasure. One of the things the parasites do is to spew toxins, including a morphine-like substance that can cause your child to not feel that he needs to urinate or that he is urinating ...*

*Though the parasites may be killed, the CD level **may not be high enough to also kill off the bacteria eating the dead parasite.***

A search on *Google Images* for *rope worm*, like the ones seen above, will produce hundreds of images of similar toxic parasite,¹³⁴ and yet, according to mainstream medicine, they don't exist, they are just intestinal "mucus", they are pseudoscience. If you go to *Wikipedia*, here is what they say about rope worms:

*"Rope worms" (or "ropeworms") is a pseudoscientific term for long thin pieces of damaged intestinal epithelium or other bowel content that have been **misidentified as human parasitic worms**. "Rope worms" were reported in 2013 in two self-published papers by Volinsky and Gubarev et al. In fact, **they are not actual parasites, but instead fragments of mucous membrane shed from the gut following the use of bleach enemas (usually marketed as Miracle Mineral Supplement) and other similarly ineffective and toxic cleanses, such as the essential oil enema described by Volinsky et al.**"*

The *Wikipedia* article immediately links the "imaginary" rope worms to MMS, as a way to discredit this product, as well as essential oil enemas.¹³⁵ Yet, the two published papers mentioned in the article do not mention MMS.¹³⁶ In another article published on the website *Medical News Today*, it states "According to one proposed theory, rope worms are a type of parasite ... However, there are no other studies on rope worms, so it is not possible to confirm these theories ... A **more likely explanation** is that rope worms are long strands of intestinal mucus and other debris. Similar to the parasite theory, there is limited evidence to back up this claim." In the enlarged photo to the right from Kerri's book you can clearly see the actual parasite's intestines. This is not mucus. Mucus is a slim-like substance that you can easily dissolve in your hands. The two studies referenced above clearly confirm that these rope worms are living organisms.




¹³⁴ See *Google Images* photos of rope worms, at [Google Images - Rope Worms](#).

¹³⁵ See *Wikipedia* article on *rope worms*, at https://en.wikipedia.org/wiki/Rope_worms.

¹³⁶ See two published papers on *rope worms*, at <https://arxiv.org/ftp/arxiv/papers/1301/1301.2845.pdf>, and at <https://arxiv.org/ftp/arxiv/papers/1301/1301.0953.pdf>.

Around November 2023 a female friend of mine, age +40, used products from *Abeytu´ Naturals*¹³⁷ and followed their detox protocol for two months. As described by her, she first did a “liver, lymph and kidney cleanse to open up the detox portals” and then followed with a parasite removal process.¹³⁸ As a result, in her stool she expelled many of these parasites. The photos to the right are photos that she sent me of the parasites. The first photo shows the worms separate from the stool and moved to the sides of the toilet bowl. The second photo shows one of the worms on toilet paper next to two chopsticks to show how long the worm is. With gloves on, my friend inspected the worms and confirmed that this was not simply mucus, she could pull on the worm and it would not come apart.



How is it possible that only the two independent studies on rope worms exist? Why have our authorities not investigated these “things” that appear to be parasites, at least to see if they are indeed worms, and at best, to see if they are causing any harm and if it makes sense to try to get them out of our body? Yet, if you go to the FDA, NIH and CDC websites, if you do a search for the term “rope worm,” nothing is found. The mere fact that these are considered simply mucus, regardless of all the proof to the contrary, and that there are no health department governmental studies on the subject, should be sufficient for us to wonder why they would hide the existence of such parasites. Could it be that confirming their existence would take us to find the cure to get them out and ultimately to cure us of the many diseases that can be caused by them, as described by Kerri? Let’s see more evidence that might lead us to this conclusion.



There is also another situation where parasites have been identified that is discredited by the medical establishment and health authorities; it is known as *Morgellons*. Here is a definition from the Mayo Clinic:

*“Morgellons disease is a condition **characterized by a belief that parasites or fibers are emerging from the skin**. People with this condition often report feeling as if something is crawling on or stinging their skin. The intense itching and sores associated with Morgellons disease can severely interfere with a person's quality of life.*

*Some **health care providers recognize the condition as a delusional infestation and treat it with antidepressants, antipsychotic drugs,***

¹³⁷ See *Abeytu´ Naturals* website at www.AbeytuNaturals.com/Health.

¹³⁸ See *Abeytu´ Naturals* parasite/“intelligent hybrids” removal protocol, at <https://tinyurl.com/Abeytu-Protocols>.

cognitive behavioral therapy and counseling. Others think the symptoms are related to an infectious process in skin cells. Further study is needed.”¹³⁹

Similar to the true stories of children injured by vaccines and the orthodox medical establishments denying a link between the two, a person’s experience with parasites also is apparently purposefully denied, even with evidence on hand. The *Morgellons Research Organization* has ample evidence of these parasites referred to as Morgellons of many types, some appearing to be biological, like the ones seen above, some synthetic, some robotic, and some a combination of these.¹⁴⁰

There are several theories as to where these parasites are coming from, from being additives in food and water, to being sprayed by air through *Toxic GeoEngineering*, also known as chemtrails,¹⁴¹ An example of government operations dispersing unknown microorganisms in the air is the Navy’s *Operation Sea-Spray*. As noted in *Wikipedia*, “*Operation Sea-Spray* was a 1950 U.S. Navy secret biological warfare experiment in which *Serratia marcescens* and *Bacillus globigii* bacteria were sprayed over the San Francisco Bay Area in California, in order to determine how vulnerable a city like San Francisco may be to a bioweapon attack.”¹⁴²

Around April of 2013 a friend of mine by the name of Bruce told me that he felt he had some sort of parasites under his skin and showed me some small dark lines under his skin that he said he believe were these parasites.¹⁴³ He had several sores on his skin and he said that he saw the parasites sometimes show themselves and they were like miniature worms of a translucent to amber color. He had travelled to several countries between 1996 and 2004, including Australia, Thailand, Maldives, Tahiti and Brazil. He was in the military. He noticed the parasites sometime in 2012 while living in Julian, California. He went to the Veterans Hospital several times because of this and he was always told that it was all in his head, that there were not such things as parasites under his skin.

By this time, I was already familiar with both MMS and a new version of it, known as CDC, chlorine dioxide solution, a new and less strong version of MMS developed by Andreas Kalcker.¹⁴⁴ While MMS requires a person to mix two substances, (sodium chlorite, NaClO₂, 28% concentration, with hydrochloric acid, HCl, 4% concentration) to create chlorine dioxide upon their reaction, CDS is pre-activated chlorine dioxide in distilled water. MMS is stronger than CDS because when taken as instructed, the MMS mixture

¹³⁹ See Mayo Clinic’s article on *Morgellons* at <https://www.mayoclinic.org/MORGELLONS-DISEASE/ART-20044996>.

¹⁴⁰ See the *Morgellons Research Organization*’s website, at <https://www.morgellons-research.org/>.

¹⁴¹ See my affidavit on *Toxic GeoEngineering*, at <https://thenaturallawchurch.com/wp-content/uploads/2022/12/toxic-geoengineering-ricardo-beas-affidavit.pdf>. See my research on *ChemTrails*, at <https://thenaturallawchurch.com/geoengineering/>.

¹⁴² See *Wikipedia* article on *Operation Sea-Spray*, at https://en.wikipedia.org/wiki/Operation_Sea-Spray.

¹⁴³ Bruce authorized me to use his name and all his information for this study, but I will only use his first name. He has volunteered to provide information to substantiate his story if necessary, including the original photos, which I possess.

¹⁴⁴ See Kalcker’s video explaining what CDS is and how it works, at <https://andreaskalcker.com/en/videos/>.

is only left to activate for 30 seconds, then added to water and ingested within a minute. The rest of the sodium chlorite is activated with the hydrochloric acid in our stomach.¹⁴⁵

When Kalcker invented CDS he decided to create a solution with a concentration of 3,000 ppm, which equaled the chlorine dioxide concentration when the MMS mixture is only allowed to be activated for 30 seconds.¹⁴⁶ CDS is typically sold and used at a 3,000 ppm concentration, but you can also find it at concentration of 6,000 ppm, 12,000 ppm, and 24,000 ppm. The user simply uses less drops in the mixture of the higher ppm solutions to equal the 3,000 ppm recommended doses.

To attack the parasites in his body, Bruce used CDS at 6,000 ppm and followed the typical dose of 3,000 ppm every hour, 8 times a day. The parasites started coming out of his body through existing and new sores in his body within 6 hours, of which we took pictures; then they also appeared on his stool the next morning and for the following 3 days. He continued taking MMS for an additional 2-3 days. The only side effects he had from taking MMS were the typical nausea and loose stool, but all within tolerable limits.¹⁴⁷ By the amount of MMS he consumed, I estimate that the cost of the MMS he used was less than \$2.00 dollars. I wrote an article on Bruce's experience in 2017.¹⁴⁸ Here are some of the photographs from that study:



¹⁴⁵ Kalcker explains how the MMS mixture interacts in the body in his book, *Health is Possible*, at page 134 in the Spanish version. Here is my translation: "MMS can create a secondary reaction with gastric fluids, elevating the concentration of chlorine dioxide gas in some cases from 5 ppm to 45 ppm, depending on each person's stomach acidity."

¹⁴⁶ IMPORTANT: While Kerri Rivera has been successful in using MMS to help children with autism, in one of our correspondence she told me specifically that because of its low concentration, CDS did not work for the treatment of autism.

¹⁴⁷ It has been shown that the more parasites you have to kill, the higher the likelihood that MMS will cause these symptoms, a Herxheimer reaction. See my MMS study, supra.

¹⁴⁸ See my article on Bruce's *Morgellons* experience, at <https://thenaturallawchurch.com/wp-content/uploads/2022/12/morgellons.pdf>.




Photo to the left show Bruce's thumb and the parasite under his skin, which he drew with a pen. Top photo is of the foot as the sore begins. Below is his fist and a parasite coming out after CDS treatment.



As explained by Bruce, prior to treatment the parasites were of a translucent to amber color, but when they started coming out due to the CDC they were coming out bleached and died shortly after they exited the body. Bruce ended up getting rid of these parasites within a few days, but continued the treatment for a little bit longer to ensure they were all exterminated. He has not had any issues since.

CR 🌟🌟🌟🌟🌟 @CR20921779 · May 30, 2020
 Replying to @NotILoveLucyFan and @Jordan_Sather_

YOUR 17!
 🌟THINK I FINALLY KNOW
 WHAT IT IS! 🌟
 THE CURE!
 Remember when Trump said a DISINFECTANT would work & all made fun?
 HE WAS RIGHT!
 And THIS crop circle is the FORMULA!
 ClO₂ = Chlorine Dioxide= CDS
 🌐🌐Look up Andreas Kalcker in YouTube
 17= Cl...
[Show more](#)

Figure 3. A crop circle that appeared in the United Kingdom around May of 2020 showing the Chlorine Dioxide molecule formula.

LESSONS FROM RIFE AND HUMBLE'S WORK

For those in the no-virus camp, there might not appear to be a relationship between the existence of alleged microscopic viruses and the worms and parasites shown here, from the 32 inch rope worms Rivera got out in stools from autistic children treated with MMS, or these tiny worm-like creatures coming out of Bruce's fist above, but when we add the comment in one of the Rife's videos where it explains that Rife destroyed microscopic pathogens, as well as 10-foot long worms,¹⁴⁹ this points to the fact that the human body can be invaded by many type of pathogens, visible and invisible to the naked eyes, that they are all living organisms and that they all have a radio frequency that can destroy them; and in the case of Humble's MMS, Hoxsey's potion, and the others mentioned here, that there are many other treatments to dispose of these parasites. This further shows that indeed, microbes, which we can call bacteria, can also be pathogenic, by nature, or under specific circumstances and they can cause disease, and they are all transmissible, in one way or another, the microscopic ones easily entering our body as Kauffman explained above.

This brings us to something that I don't believe our AAFV community has considered in the past and pieced together. When COVID-19 became public and President Donald John Trump declared the emergency and started doing televised updates on the situation, shortly after the declaration, out of the blue, he started saying that vaccines were not the only solution, that there were other therapeutic treatment that could work equal to or better than vaccines,¹⁵⁰ and he mentioned hydroxychloroquine (HCQ) as a cure of the flu-like disease that authorities told us was many times more dangerous than the common flu.

As was reported by Del Bigtree in one of his *The Highwire* shows, at the time Trump first mentioned HCQ there had only been about 36 "declared" death related to COVID-19. Time and medical experience has now proven Trump to be correct, that HCQ did work to treat against COVID-19, stopped deaths and even prevented hospitalization if taken soon after symptoms appeared.

One of the things that HCQ is known to be good for is to fight malaria. Malaria is a disease that is caused by a parasite that invades the red blood cells and is transmitted by mosquitoes in many tropical and subtropical regions.¹⁵¹ **HCQ kills parasites.** So here we have an example of a parasite being killed by HCQ, which also kills a so-called virus. We have learned, in particular thanks to Dr. Pierre Kori's work¹⁵² that Ivermectin also helps to cure people of COVID-19. Coincidentally, just like HCQ, Ivermectin is a medication that treats some parasitic diseases.¹⁵³ In other words, **Ivermectin kills parasites.** If the virus known as COVID-19 (or what I believe might have simply been the typical flu virus) can

¹⁴⁹ See Rife business partner John Crane describe how Rife's beam ray killed 10-foot long worms with a few seconds of treatment, at minute 18:03, at [https://rifevideos.com/Video/mp4/Dr. Rife 1939 Lab Film.mp4](https://rifevideos.com/Video/mp4/Dr._Rife_1939_Lab_Film.mp4).

¹⁵⁰ See President Trump say that the COVID-19 vaccines are less important than certain therapeutic drugs, at [Trump on therapeutics](#).

¹⁵¹ See Mayo Clinic's definition of *malaria*, at <https://www.mayoclinic.org/diseases-conditions/malaria/symptoms-causes/syc-20351184>.

¹⁵² See Dr. Kori's book, *The War on Ivermectin*, at <https://thehighwire.shop/collections/books/products/the-war-on-ivermectin-the-medicine-that-saved-millions-and-could-have-ended-the-pandemic>.

¹⁵³ See description of *Ivermectin* at <https://www.webmd.com/drug-medication/what-is-ivermectin>.

be killed by HCQ and Ivermectin, does that mean that **COVID-19 is caused by a parasite, a microscopic pathogenic parasite?**

If indeed the microbes that cause COVID-19, flu and other microbes that cause diseases that are listed in the CDC's childhood vaccine schedule, are simply microscopic pathogenic parasites, then maybe they too can be treated with anti-parasite medications and treatments, like HCQ, Ivermectin, and MMS, which also kills parasites, including malaria as referenced above.

Another thing that Rife found was that cancer is caused by a microbe which he called the BX virus. Regardless of this being an actual bacteria-like microbe or the traditional virus, it appears that Ivermectin also works to stop cancer growth.¹⁵⁴ This would prove that Rife was right, that cancer is caused by a pathogenic microbe, and it also gives further credence to the belief that many of our ailments are caused by pathogenic organisms, of macro and micro size. When trying to distinguish if these microbes are bacteria or much smaller organisms, as was shown by Rife, a bacteria can change forms, including having a new form smaller than the original, and that in some cases when amplifying his microscope's view, he found organisms inside organisms up to 16 times,¹⁵⁵ and he showed that based on certain factors this same organisms can be both pathogenic and benign.

We can easily imagine these visible and large worms secreting substances that are toxic to our body and which can cause symptoms like flu-like symptoms, but it can be difficult to imagine a microscopic pathogen that is transferred from human to human and produces disease within hours or a few days, as opposed to two to three months for rope worm-like pathogens to develop from egg to maturation.¹⁵⁶ We have to remember that very small amounts of some substances are extremely toxic and the body reacts to them very fast. As was noted above, a toxin is a naturally occurring organic poison produced by metabolic activities of living cells or organisms.

These toxins are poisons, and they can be categorized as (i) Corrosive Poisons (ii) Irritant Poisons, (iii) Neurotic Poisons, (iv) Cardiac Poisons and (v) Asphyxiants, and can cause inflammation at the site of contact.¹⁵⁷ If they can cause inflammation, then they can cause the following symptoms: body pain, arthralgia, myalgia, chronic fatigue and insomnia, depression, anxiety and mood disorders, gastrointestinal complications like constipation, diarrhea, and acid reflux, weight gain or weight loss, and frequent infections.¹⁵⁸ Greg

¹⁵⁴ See NIH study titled, "Ivermectin, a potential anticancer drug derived from an antiparasitic drug," at [Ivermectin, a potential anticancer drug derived from an antiparasitic drug - PMC](#).

¹⁵⁵ To express this more specifically to understand clearly the significance of this find, what this means is that with his Universal Microscope, Rife saw a microbe within a host that was within a host, within a host, within a host, up to 16 times. No one in the AAFV community has ever seen or heard of anything like this before, and this should be reason enough for our doctors and scientists to rethink the whole theory of what microorganisms are, how they work, how they reproduce, and when and how they can cause disease.

¹⁵⁶ See Rivera's book on parasite process, *ibid*, at page 184.

¹⁵⁷ See "Forensic Toxicology and Classification of Poisons," at https://epgp.inflibnet.ac.in/epgpdata/uploads/epgp_content/S001608/P001743/M022130/ET/1504246953Module9.pdf.

¹⁵⁸ See NIH study on chronic inflammation, at [Chronic Inflammation - StatPearls - NCBI Bookshelf \(nih.gov\)](#).

Reese put together an excellent report that discusses both the theory that viruses don't exist, as well as how many of our disease could be related to parasites in our system.¹⁵⁹

ON THE ISSUE OF TRANSMISSIBILITY

As was noted in a section above, I provided information on multiple instances, including some personal ones, appearing to point to transmission of a flu-like disease from one person to another, in some cases multiple persons from the same household or school, just like it happened to Governor Matt Bevin's children. I can only assume that in some or many of the readers' experiences, they too have seen similar situations where transmission seem to be the only plausible explanation, where psychosomatic and environmental conditions seem to play no part. Dr. Sam Bailey noted that she has seen "plenty of cases" where in some households children were in close proximity to each other, only one child got chickenpox.¹⁶⁰ Because she did not say that in "all of the cases" she has seen only one child got infected in a household, I can only assume that she too has seen cases where multiple family members get infected around the same time.

We know that there are many organisms that can cause disease in human beings, large and small, and that they can be transmitted easily by contact with certain parts of the body. We know, like Dr. Kauffman pointed out, that there are microbes, like bacteria, all around us and that we can get them in our mouth and nose. This being the case, if we have such a pathogenic microbe in our mouth, is it unreasonable to believe that we can accidentally expel such a microbe in our breath or spit and pass it to someone else? Maybe the measles skin rash sheds small particles of contaminated skin and that is how the transmission happens, by contact on the skin, when touching some bodily opening with a contaminated hand, or when inhaled. With this said, this does not necessarily explain why after the many studies that Dr. Cowan pointed to, the researchers were unable to transmit the involved disease to other subjects.

The first thing we need to look at are how all these studies were conducted. It is more likely than not that all of the subjects were screened for their health and any existing conditions and that only those that had no apparent disease were the ones used in the study. If these persons are in good health, that could mean that their immune system is working properly and that their "terrain" is not hospitable to disease-causing organisms. This would explain why none of the subjects had no symptoms, which does not exclude the possibility that the microbe could have indeed entered their body, but simply did not survive or cause disease.

Another thing to consider is the possibility that the microbe, through secretions, or as Dr. Cowan has proposed, maybe some sort of signal, affected an organ, like our sinuses, that react by producing mucus, but it never gets direct contact with whatever caused the disease. To illustrate this, imagine a balloon filled with water: you poke it with a needle, the balloon explodes, but the water contains no pins, it is just water. The water cannot be

¹⁵⁹ See Greg Reese's report titled "*Parasitic Science and the Unproven Virus*," at [Parasitic Science and the Unproven Virus](#).

¹⁶⁰ See Dr. Sam Bailey's video on chickenpox, at minute 10:00, at [Chickenpox Parties and Varicella Zoster Virus? \(rumble.com\)](#).

used to determine what caused the balloon to explode. We would need to inspect the balloon itself for possible clues.

These are just but a couple of possible reasons why the persons in these studies did not get infected. If we add to this everything else that Rife found about microbes, being shape/organism shifters, changing sizes, diet impacted, some existing withing others, polarization affecting them, etc., it appears that we presently don't have the tools to say with 100% certainty that transmissible pathogenic microbes don't exists, like those that may be associated with some known diseases, like the flu and measles. What we do know is that it appears that some of these microbes can be killed with anti-parasitic medications.

At the same time that we could admit that transmissible pathogenic microbes can and most likely exist, we can also say with certainty that viruses, as described by orthodox medicine, don't exist, or at a minimum, have never been proven to exist, because they have never been isolated, like Rife did with the BX and other microorganisms, and they have never been seen in a live state to determine if they function in the way we are told, only being able to reproduce when inside another host organism. Those on the pro-virus side can claim that once they take some human secretion they can make it reproduce or kill it, but they can never show for sure if (1) the actual so-called virus was in the actual secretion, or (2) which substance within that secretion is actually causing any sort of disease or reaction with the cultures used.

As to vaccines, If the medical establishment and health agencies ignore the dangers and even the existence of pathogenic parasites (such as some bacteria, archaebacteria, protists, fungi, etc.) and all the diseases these may be causing, which may be most of our ailments, then this would explain why our medical establishment is only focused on treating the symptoms of disease, never attacking the actual cause, which results in patients using medications that have to be taken for life to alleviate the symptoms. If they admit that these macro and micro pathogens were the cause, then they would have no choice but to focus on making medications to kill and expel them from our bodies. Because there is no money in curing disease, especially by inexpensive means, but only in keeping people sick, this means that such an admission would be the beginning of the end of the corrupt medical system as it presently exists. We can dream of such a day – and then we can help to make it happen, to return to an improved and more modern natural and homeopathic way of treating disease. Maybe a first step could be to locate Rife's microscopes.

WHAT ARE THE NEXT STEPS FOR THE AAFV COMMUNITY?

The AAFV community should focus on two things: (1) stopping all mandatory vaccination or medical treatments and everything that come with it, including vaccine passports, and (2) find, evaluate, test, and make public all natural treatments that can help us fight all of these diseases. A third step, as painful as it may seem, is making sure that all the persons responsible for lying to the masses about harmful diseases, pushing forced treatments, and discrediting and attacking treatments that have been proven to work, are punished so this won't happen again. Amen.

To those in our community, in particular virologists, who are looking for ways to treat disease, I would encourage you to exclude from your treatments anything that requires that it be injected in the body, and even less, that it contain any sort of microbes or particles thereof, or any substances intended to make such microbes more reactive to our immune system. Nature has taken care of that for thousands of years; we just need to give it a boost through normal passageways that use our body's multiple detoxification and revitalizing processes.

As Dr. Suzanne Humphries was shown to say in a combination of her talks in a recent *The Highwire* episode:

“I don’t even believe a little bit in vaccines. There is no possible way that injecting animal matter, live viruses, and toxins, as well as chemicals, formaldehyde, aluminum, actually promotes health. I believe that they can do more harm to me than I may never be able to make up for.”

See Dr. Humphries comments on vaccines, at minute 1:16:50, at [Females on the Frontline - The HighWire](#).

CONCLUSION

It is time for the pro-virus and no-virus camps to talk and coordinate a meeting to discuss this critical issue so we can join forces. I am at your service to help accomplish this, with one of our AAFV neutral luminaries ready to host such a meeting to get us to the truth, to be better informed and prepared to save lives and fight against the medical tyranny we live under.

My Lord God: Let it be so. Amen.

Pastor Ricardo Beas
The Natural Law Church of Health and Healing
www.TheNaturalLawChurch.com

ALWAYS REMEMBER AND HAVE FAITH

“God is the ocean, and the ocean is God, which energy He moves and controls at His will, and each one of us is but a drop of that Ocean, with the same potential qualities and characteristics of God, Never the part being above the whole, we being under the control of His waves. We, a drop in God’s Ocean, being nothing without Him ... And for which we need to join Him in harmony”

Pastor Ricardo Beas



© 2024 PRBWorks – Rev 4/18/2024. All rights reserved, except as follows: Authorized for global distribution and publication, full or in part, without modification to the original, and quoting the source in the published literature.